

The Clear Choice

Windows and Doors Crafted with
Signature Lux Quality and Style





Welcome

Lux Windows and Doors offers the most complete line of windows and doors available anywhere in Canada.

Our products meet the highest standards of durability, reliability, and aesthetic appeal, and our windows and doors are designed to withstand Canada's winter climate. We continually strive to manufacture the best windows and doors possible, and service our clients with unparalleled care and commitment to quality.

Crafted specifically for your home and style, every window and door bears our signature attention to detail.

From our family to yours, welcome to Lux.



Certified Products

As a proud, certified ENERGY STAR member, Lux has developed a broad range of environmentally-friendly products. ENERGY STAR products are among the most energy-efficient on the market and are proven to reduce energy consumption and exterior noise while minimizing condensation, blocking ultraviolet rays and reducing greenhouse gas emissions.





Proudly Since 1969

From our family to yours. For almost six decades, Lux has been renowned for exceptional windows and doors built upon innovative thinking and old-world craftsmanship.

Our Story

At Lux Windows & Doors, our story is built on the foundation of family, determination, and craftsmanship. From its origins in a small shop in Bowness to its role as an industry leader, Lux is a testament to the hard work and vision of generations.

In 1969, Charlie Steinke founded Lux, naming it after the German word for "lynx," a nickname he lovingly gave to his wife. Charlie built a reputation for quality, but as his family pursued other paths, he began considering how to pass on the business. This moment came in the late 1980s when he approached two men who had become close friends and allies: John Petrillo and Tony Ambrogiano, brothers-in-law who shared a deep bond both personally and professionally.

John and Tony, both immigrants from Italy, arrived in Canada in the 1950s seeking opportunity and a better future. Tony began his career as a Production Manager at Bogardus Wilson, an insulated glass manufacturer, while John worked as an Operations Manager at the same company. Tony would collect glass cutoffs from Bogardus Wilson and bring them to Charlie, ensuring nothing went to waste. Over time, their working relationship grew into a strong friendship, and when Charlie was ready to pass the business along, John and Tony saw the opportunity to build something meaningful together.

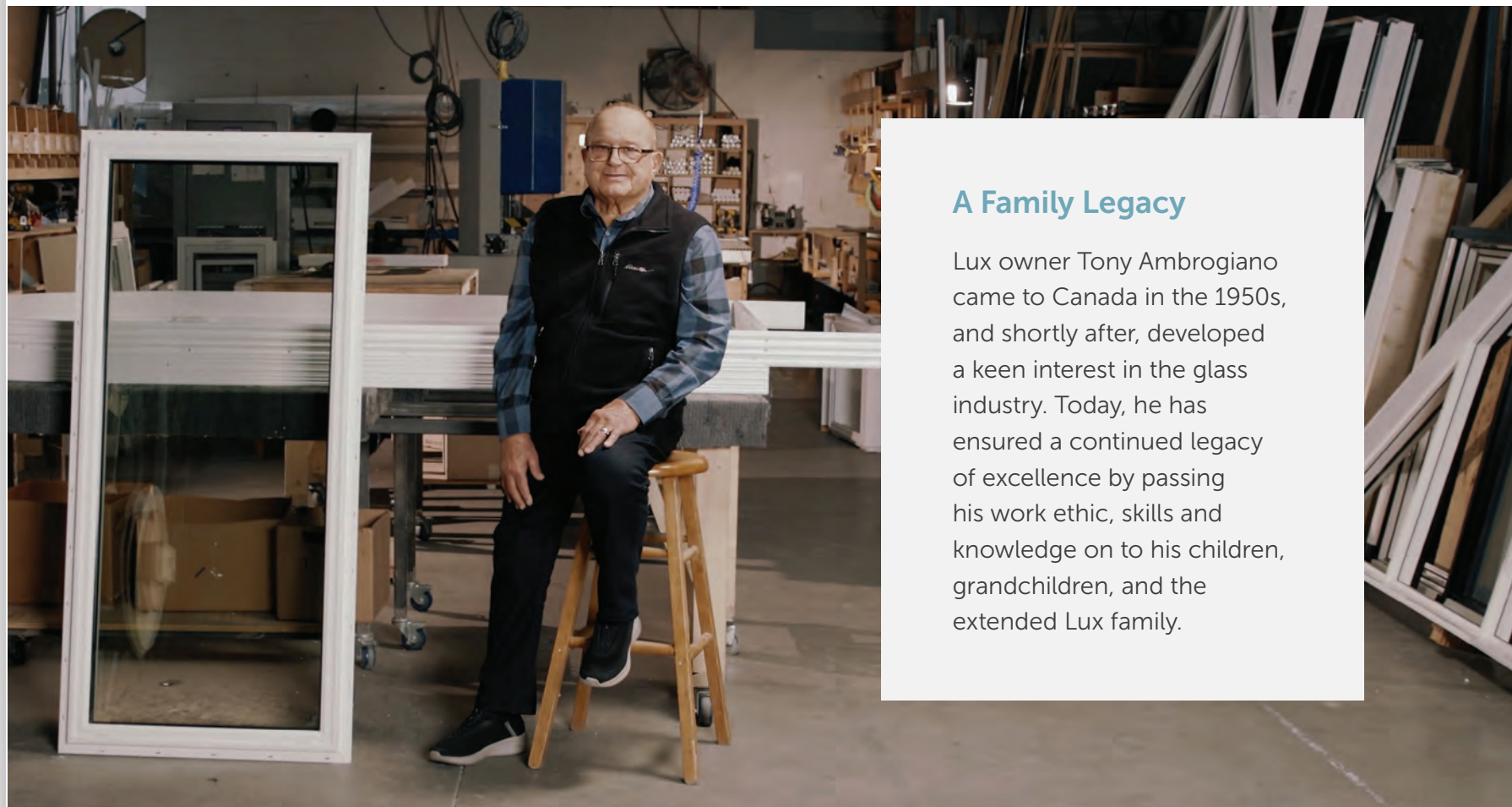
In 1987, John and Tony took a leap of faith, buying Lux and stepping into uncharted territory as business owners. With no guarantees and everything on the line, they fully committed themselves to the company—guided by belief in its potential and confidence in their ability to build something lasting. One of their greatest strengths was the bond they shared: they were deeply involved in each other's lives, meeting every morning to talk through decisions and always staying aligned in their vision for the company.

The early years were challenging, finances were tight, and at one point the sheriff came to close the company's doors. Through it all, the family persevered, and the company gradually found its rhythm—growing organically by building a reputation for quality, delivering great service, and treating everyone with importance. These values became the foundation of Lux's success and continue to guide the company today.

As Lux expanded, it stayed true to its roots. Charlie remained proud of the company's success, celebrating its 50th anniversary before his passing. The culture and values that define Lux today continue to reflect the spirit that has shaped the company for decades.

Years later, John decided to retire, and as Tony's children were already involved in the company, the ownership transition naturally occurred. Tony remains the owner, with his children taking on leadership roles and helping shape Lux's next chapter.

Today, Lux operates from a 200,000-square-foot manufacturing facility. With over 300 employees across Alberta and a continuously growing presence, Lux has never lost sight of what matters most: its commitment to craftsmanship, its family-first culture, and the pride of creating products that enhance spaces and enrich lives.



A Family Legacy

Lux owner Tony Ambrogiano came to Canada in the 1950s, and shortly after, developed a keen interest in the glass industry. Today, he has ensured a continued legacy of excellence by passing his work ethic, skills and knowledge on to his children, grandchildren, and the extended Lux family.

These guiding principles are more than words on a page—they're the values that shape how we work together, serve our customers, and grow as a company:

Together, these values guide our vision and mission:

VISION

To change people's view of the world.

MISSION

We are obsessed with creating innovative solutions and how we make people feel.

These statements reflect Lux's belief that true success comes from caring for people, building trust, and creating products that genuinely make a difference.

RELIABILITY

We consistently do what we say we are going to do.

COMMUNITY

We foster an environment of inclusiveness, kindness, safety, and respect to support one another to inspire purpose and fulfillment.

GRATITUDE

We wholeheartedly demonstrate our appreciation for our people, customers, and community who all contribute to our success.

INTENTION

Our actions are always driven by mindfully identifying the desired outcome.

DEVELOPMENT

We are a place where people can grow personally and professionally.

INNOVATION

We continuously strive to elevate processes and products by imagining, creating, improving, and executing.

PASSION

We always exceed expectations by taking pride in the quality of the work that we do and hold ourselves to the highest standards possible.



The Lux Difference

Built by Neighbours, for Neighbours

Lux is a family-owned and operated business, and we are proud to fuel the local economy by manufacturing right here in Alberta. Our owners and employees live in the same communities as our customers and give back to those communities through various donations and sponsorships programs.

We believe that our most valuable resource is our team. The culture at Lux resembles the relationship of a close-knit family and of this we are very proud. Throughout our rapid growth, we have consistently maintained extremely low employee turnover rates. The long term commitment, dedication, and pride in workmanship shown by our team are the key factors behind our superior quality products.



Why Choose Lux?

Family-owned and operated	Experienced and knowledgeable experts	Peace of mind warranty	Backed by a local company in business since 1969
Licensed, insured, and WCB-certified installers	BILD Award winner for the Most Innovative Product	CICBA winner of the Community Spirit Award	Service and installations year-round

Industry Affiliations, Certifications & Memberships

Like you, we only work with the best.

We are proud to be members of our industry's most prestigious associations and strive to exceed their impressive standards through innovation and teamwork.



ENERGY STAR products save money by reducing overall annual energy costs through superior craftsmanship. To qualify for ENERGY STAR designation, windows and doors must meet specific energy efficiency levels that have been set for the three climate zones in Canada. All products are certified by an independent third party and manufacturers who wish to sell ENERGY STAR qualified windows and doors must agree to an administrative arrangement with Natural Resources Canada's Office of Energy Efficiency to encourage the development of the ENERGY STAR brand and its products.



BILD Calgary Region and BILD Edmonton Metro are the leading voices for Alberta's building and land development industry. Together, they work with governments, industry partners, and community stakeholders to shape vibrant and prosperous communities. Their shared commitment to advocacy, education, and professional development supports a diverse network of members dedicated to innovation and excellence. Through collaboration, clear communication, and active member engagement, both organizations strengthen the real estate and construction sector and help build regions where people and businesses can thrive.



The Better Business Bureau of Southern Alberta offers information and dispute resolution services to consumers and businesses. Lux Windows and Doors Ltd. is a proud member and continues to hold an outstanding track record.



COR™ (Certificate of Recognition) is a certification that shows our company goes above and beyond to keep our worksites safe. It means our health and safety practices have been carefully reviewed and meet strict provincial standards. For our customers, COR provides peace of mind—knowing that every project is built with a strong commitment to safety, professionalism, and care.



The Association of Professional Engineers and Geoscientists of Alberta (APEGA) regulates the practices of engineering and geoscience in Alberta. The Association's authority is derived from the Engineering and Geoscience Professions Act.



QAI Laboratories Inc. is a leader in certification, testing and inspections of products for manufacturers and retailers. Their registered certification logo provides officials and consumers assurance that products certified by QAI meet the standards referenced on the label.



Supply-Build Canada is the national association for the building supply industry. It provides training, advocacy, and connections that help members build strong teams and businesses. Representing independent retailers, suppliers, and distributors across the country, the organization understands the industry's daily challenges and works to support those who keep Canada building.



The Calgary Apartment Association provides a voice for the residential rental industry, and provides professional services and learning opportunities for its members. As a proud member of the Calgary Apartment Association, Lux offers products and services to many of the over 40,000 residential units that are represented within the Association.



The Calgary Inner City Builders Association (CICBA) represents the diverse professionals driving Calgary's redevelopment industry. Bringing together builders, developers, renovators, suppliers, designers, architects, and consultants, CICBA champions responsible growth and a unified vision for vibrant inner-city communities.



The Calgary Construction Association is comprised of contractors and parties who have interests in the building and construction industry throughout the Calgary district. Lux Windows and Doors Ltd. is proud to be a member of this Association and shares its goal of promoting excellence and honorable practice.



Habitat for Humanity Calgary builds affordable homes in partnership with the community and the families for whom they are intended. As a Key Partner, we are proud to donate windows and doors, plus countless volunteer hours, to this visionary organization, and have welcomed the opportunity to help provide warm, safe homes for local families in need.



The Alberta Construction Safety Association's vision is to make, through a cooperative effort, the construction environment in Alberta the safest anywhere. Lux Windows has earned a "Certificate of Recognition (COR)" and is committed to maintaining a safe workplace through proven work practices and due diligence.



Fenestration Canada represents and supports all aspects of the window and door manufacturing industry, including formulating and promoting high standards of quality in manufacturing, design, marketing, distribution, sales and application of all types of window and door products.



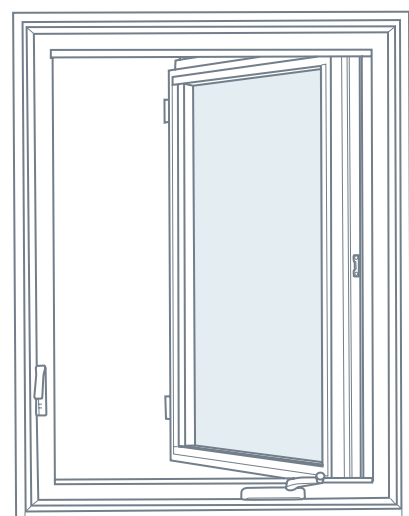
Windows

The clear choice for an exceptional selection of window styles and materials, all designed to let the sun shine in.

Window Types

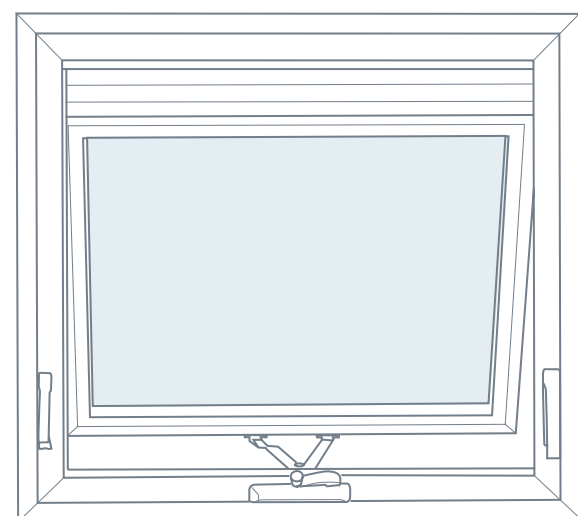
A World of Windows, Crafted with Signature Lux Quality & Style

From the timeless elegance of our Genesis Wood-Clad series, to the striking innovation of LynX Hybrid uPVC-Clad, and the cost-effective, low-maintenance Evolv uPVC series. Lux Windows offers an exceptional selection of window styles and materials crafted with quality you can see.




Casement Windows

Casement windows are side-hinged and open outward with a crank handle, offering excellent ventilation and easy control.



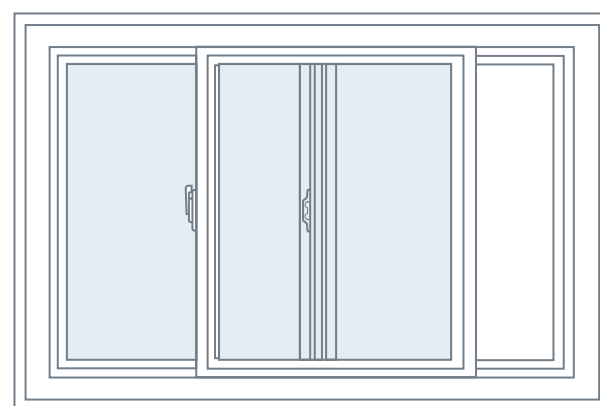
Awning Windows

Awning windows open from the bottom with a crank handle, letting in fresh air.



Vertical Slider Window

Also called single-hung windows, vertical sliders are a practical solution with a bottom sash that slides up and down rather than swinging outward, making them ideal for areas with limited exterior clearance. They provide easy ventilation, natural light, and a timeless look that complements both modern and traditional homes.




Horizontal Slider Window

Horizontal sliding windows provide abundant light and easily controlled airflow. Most commonly used in basements and other low-clearance areas, they're well suited to a variety of layouts and configurations.




Our slider windows are available in both our Evolv uPVC and LynX Hybrid uPVC-clad series. The LynX Hybrid slider comes in six signature exterior colours, designed to complement the rest of your home's exterior. Built to last, they feature durable brass rollers for smooth operation and steel reinforcement where needed for added strength and stability.



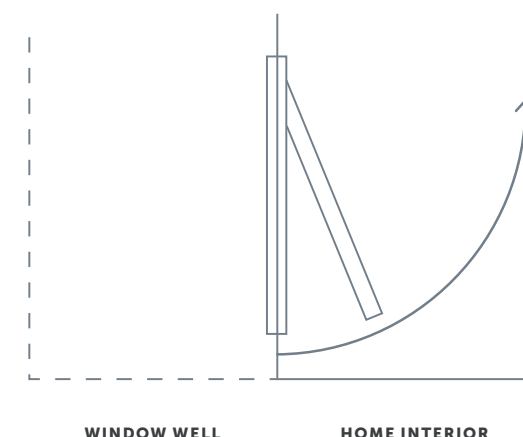
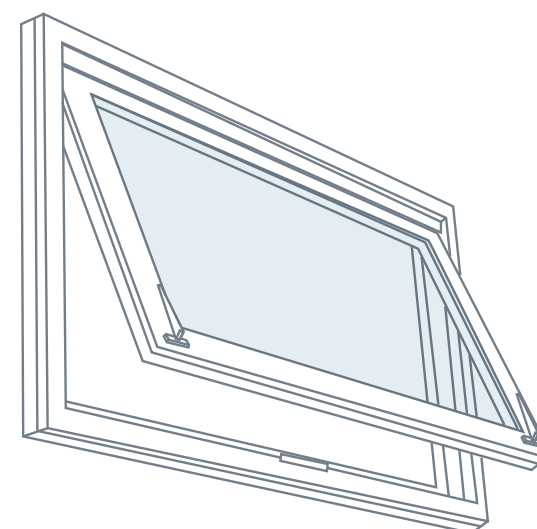
Picture Windows

While they don't provide ventilation, picture windows maximize views through clean architectural lines. These windows lend themselves to countless design possibilities and shapes.



Fixed Sash Windows

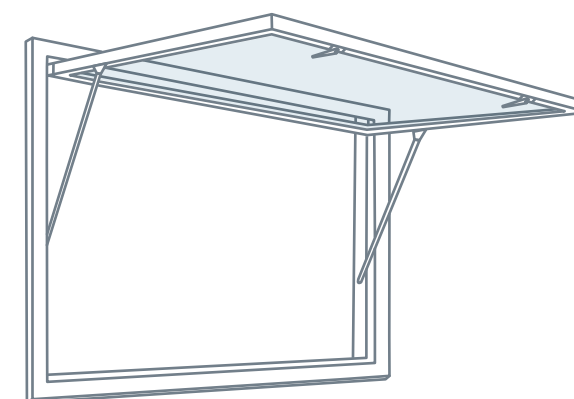
Fixed sash windows are a picture window with a non-operable sash, designed to create matching sightlines when paired with a casement or awning window to ensure a balanced appearance.



Top-Hinge Basement Windows

Top-Hinge basement windows open completely, allowing maximum airflow. This window can help meet egress codes for smaller-sized window applications. Available in low-maintenance Evolv uPVC.

No matter your personal style, count on our basement windows to provide the features and performance you expect from Lux.

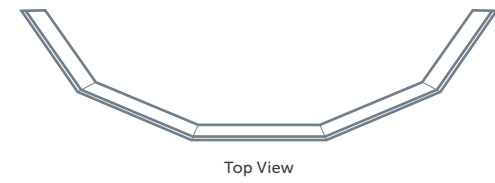


Pass-Through Windows

Pass-through windows open upwards and outwards to connect the indoors with outdoor living spaces.

Bay & Bow Windows

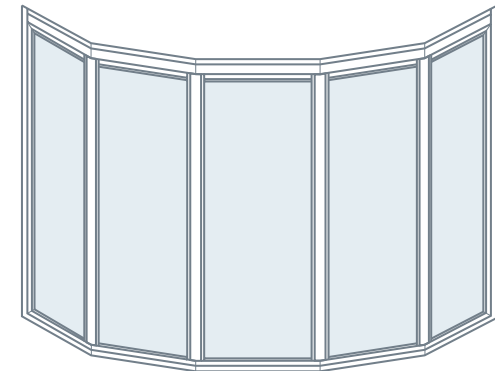
Bay windows are three-sided and built at any angle desired (typically 45, 60 or 90 degrees). Bow windows are a popular alternative to bays; four or more windows adjoin to make an arc or bow. Both bay and bow windows add living space to your home. Available in floor or bench models, bays and bows are an excellent addition to kitchens, family rooms and primary suites.



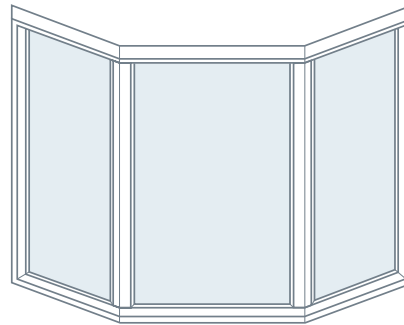
Top View



Top View



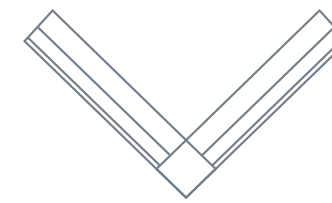
BOW WINDOW



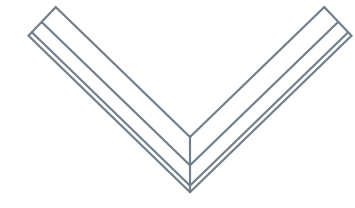
BAY WINDOW

Corner Windows

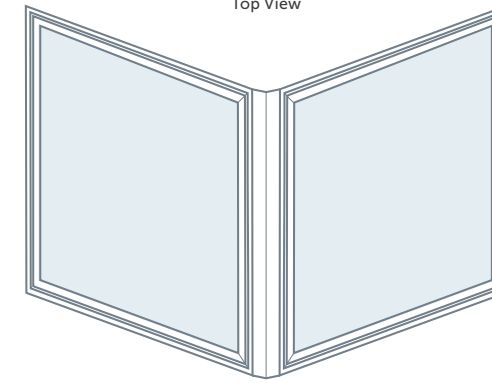
Corner windows provide a seamless view from two angles allowing for maximum light and impact. Available with or without a post (mullion), this is an excellent and popular choice for contemporary architecture.



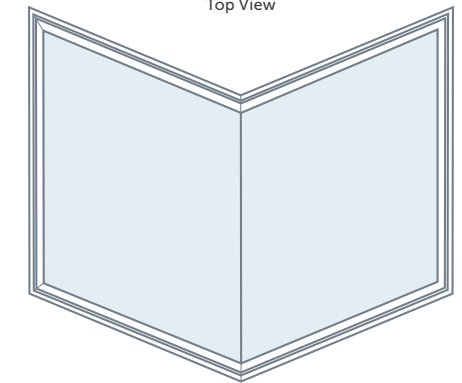
Top View



Top View



CORNER MULLION WINDOW




**CORNER WINDOW
(GLASS ON GLASS)**



Specialty Windows

Whether your choice is Genesis Wood-Clad, LynX Hybrid uPVC-Clad, or Evolv uPVC, specialty windows offer the potential for endless design possibilities.

Shaped windows are custom built to suit any plan and can add interesting detail. When paired with other window options such as our casements or awnings, specialty windows offer a truly unique design component to any home.





Genesis Wood-Clad Windows Series

Custom-built for your home, our wood-clad windows are the perfect complement to any room. We offer endless design possibilities combined with a low-maintenance extruded aluminum exterior and a naturally insulating wood interior. Lux has developed an exclusive extruded exterior design with a continuous perimeter brickmould, providing enhanced protection against air and water infiltration where conventional methods typically fall short.

Features & Benefits

- Choose from six signature exterior colours or a custom colour of your choice
- Extruded aluminum profiles provide a more durable exterior finish and eliminate the need for painting
- Combined with the beauty of a solid Hem-fir interior, these extruded aluminum windows offer true versatility in design
- Available in brickmould size options: 5/8", 2", 3 1/2" and a renovation brickmould
- Integral nailing flange and corner gasket eliminate risk of water and air filtration
- Exterior glazed sealed units provide a superior seal
- Structural stability through mortise and tenon joinery on the sash and rabbet joints on the frame
- No finger joints are used to protect from delamination which would allow water to penetrate the frame and building envelope
- An exclusive exterior closed chamber mullion cap that completely covers the seams of combination windows, provides aesthetic appeal and structural support while eliminating air and water infiltration
- Enjoy complete security and energy performance with Multipoint Encore®, a fully concealed, smooth operating casement locking system designed to provide exacting compression of the weather seal and window alignment in the frame



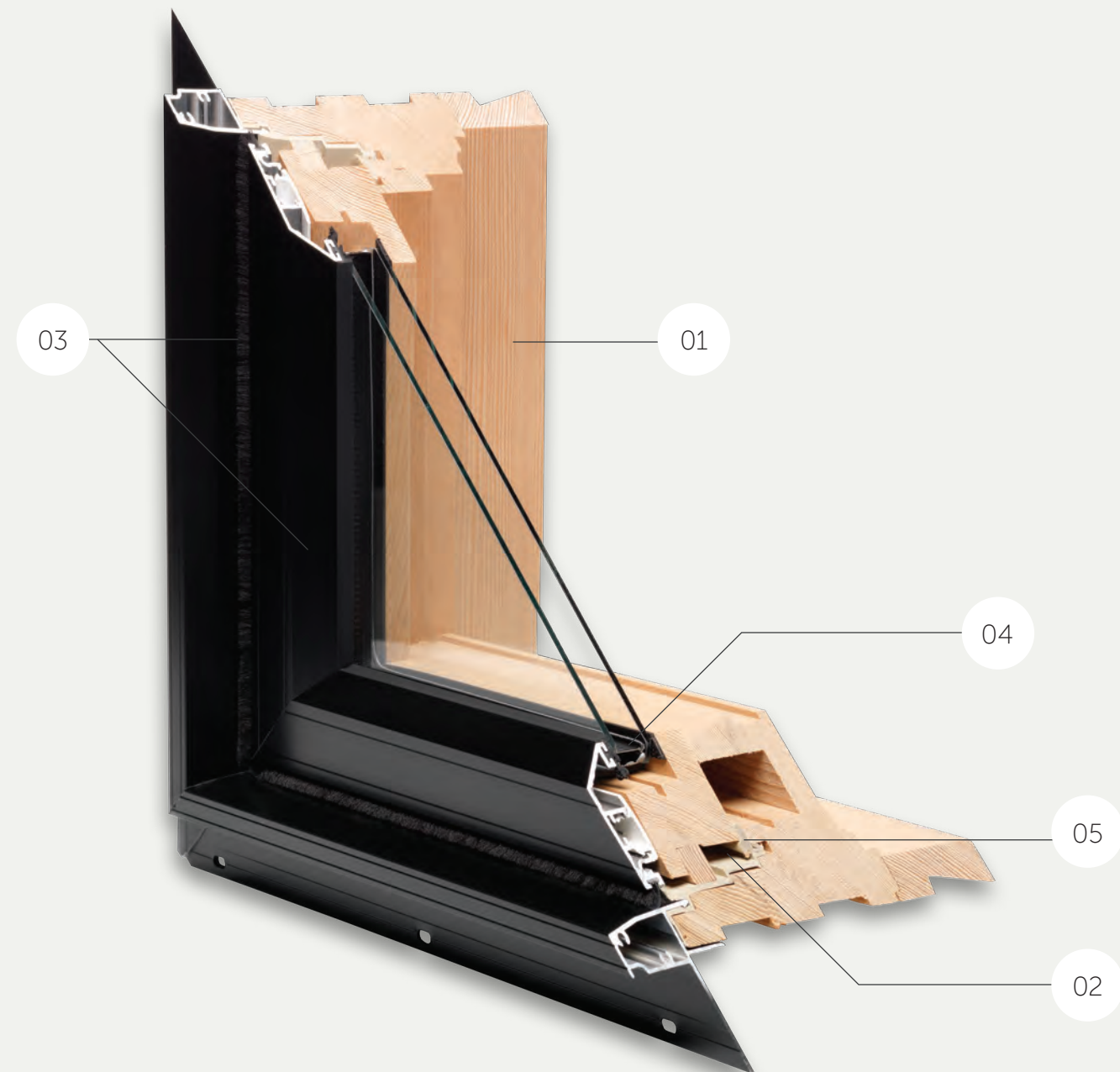
A Closer Look at the Genesis Wood-Clad Windows Series

- 01 Solid Hem-fir interior construction is the perfect combination of strength and extraordinary elegance.
- 02 All Genesis windows feature four degree sloped sills and sashes. The sash cavity of all venting and non-venting windows, where water damage would potentially occur, is protected by a heavy-walled vinyl liner that migrates water to the exterior and does not allow the water to come in contact with or sit on the raw wood.

- 03 Extruded aluminum mainframe and sash offer greater structural capabilities to withstand the tough elements of nature and eliminate the need for painting. The aluminum is independently secured allowing the wood and aluminum to expand and contract without restriction.
- 04 Endur IG™ ensures outstanding thermal performance and exceptional longevity. See the "Glass" section for more details on Lux's glazing options.

- 05 Heavy-duty compression foam seal makes casements and awnings among the most energy-efficient venting windows.
- 06 Extruded integral nailing flange eliminates the risk of water and air infiltration between the nailing flange and the brickmould.
- 07 A gasket is a low-maintenance solution to conventional caulking methods.

Genesis Casement & Awning Window Dual Glazed



Genesis Picture Window Triple Glazed



Genesis Wood-Clad Interior Jambs

Solid Hem-fir construction is the perfect combination of strength and extraordinary elegance. This interior can be either painted or stained to suit your home and style. Available in a variety of depths with both traditional and modern profiles.



Traditional Wood Interior Jamb



Modern Wood Interior Jamb



Fresco Wood-Clad Pass-Through Window

Pass-through windows open upwards to connect the indoors with outdoor living spaces. Compressed gas struts with hydraulic damping allow for easy opening and gentle, soft-closing.

New possibilities in entertaining, convenience, ventilation and natural light - only from Lux

Ideal for new construction and window renovations, these innovative windows can be installed anywhere in your home, most typically between the kitchen or a walkout basement and an outdoor terrace.

Add counters and seats by the window for even more dining and entertaining space, and enjoy seamless access outside and in!

Features & Benefits

- Windows open upwards for unobstructed views, plus plenty of head clearance
- Compressed gas struts with hydraulic damping allow for easy, low-effort opening as well as gentle, soft closing
- Triple-pane glass for maximum energy-saving performance
- 3 1/2" sash frame width for slim sightlines
- High performance rubber gaskets and brush weather stripping provide maximum air and moisture protection
- Uses the same extruded integral nailing fin as other Lux signature window and door wood-clad products
- Multiple window glazing options available
- Exterior cladding is available in any of Lux's six signature colours – select the option that best complements your home and style
- Solid Hem/Fir wood interior, that can be painted or stained



Board Return

An integrated 1/2 inch return channel on all four sides allows interior finishes like drywall to sit flush with the window frame, creating a clean, modern look. Lux's exclusive wood-clad board return jamb features a built-into-frame channel, and is designed to prevent cracking and eliminate the need for caulking or additional trim pieces.



Engineered & Crafted by Lux,
Specifically for Canada's Climate

LynX Hybrid uPVC-Clad Window Series

Beauty Meets Practicality

Lux's exclusive LynX Hybrid windows offer the benefits of both extruded aluminum exterior windows and interior uPVC windows in one innovative system. By combining the strength of the aluminum exterior with the insulating performance of the uPVC interior, LynX Hybrid windows provide a durable, low-maintenance, and energy-efficient solution, perfect for any home.

Features & Benefits

- Aluminum's strength with uPVC's efficiency
- Pairs perfectly with other extruded aluminum exterior Lux products
- Choose from six signature exterior colours or a custom colour of your choice
- White and nite interior options available
- Low-maintenance interior and exterior
- Easy to clean interior with mild soap and water
- Choose from casement, awning, picture, fixed sash, rake and slider configurations
- No painting ever required
- Fusion-welded corners add strength and impede leakage
- Available in brickmould size options: 5/8", 2", 3 1/2" and a renovation brickmould
- Integral nailing flange and corner gasket eliminate risk of water and air infiltration
- Enjoy complete security and energy performance with Multipoint Encore®, a fully concealed, smooth operating casement locking system designed to provide exacting compression of the weather seal and window alignment in the frame



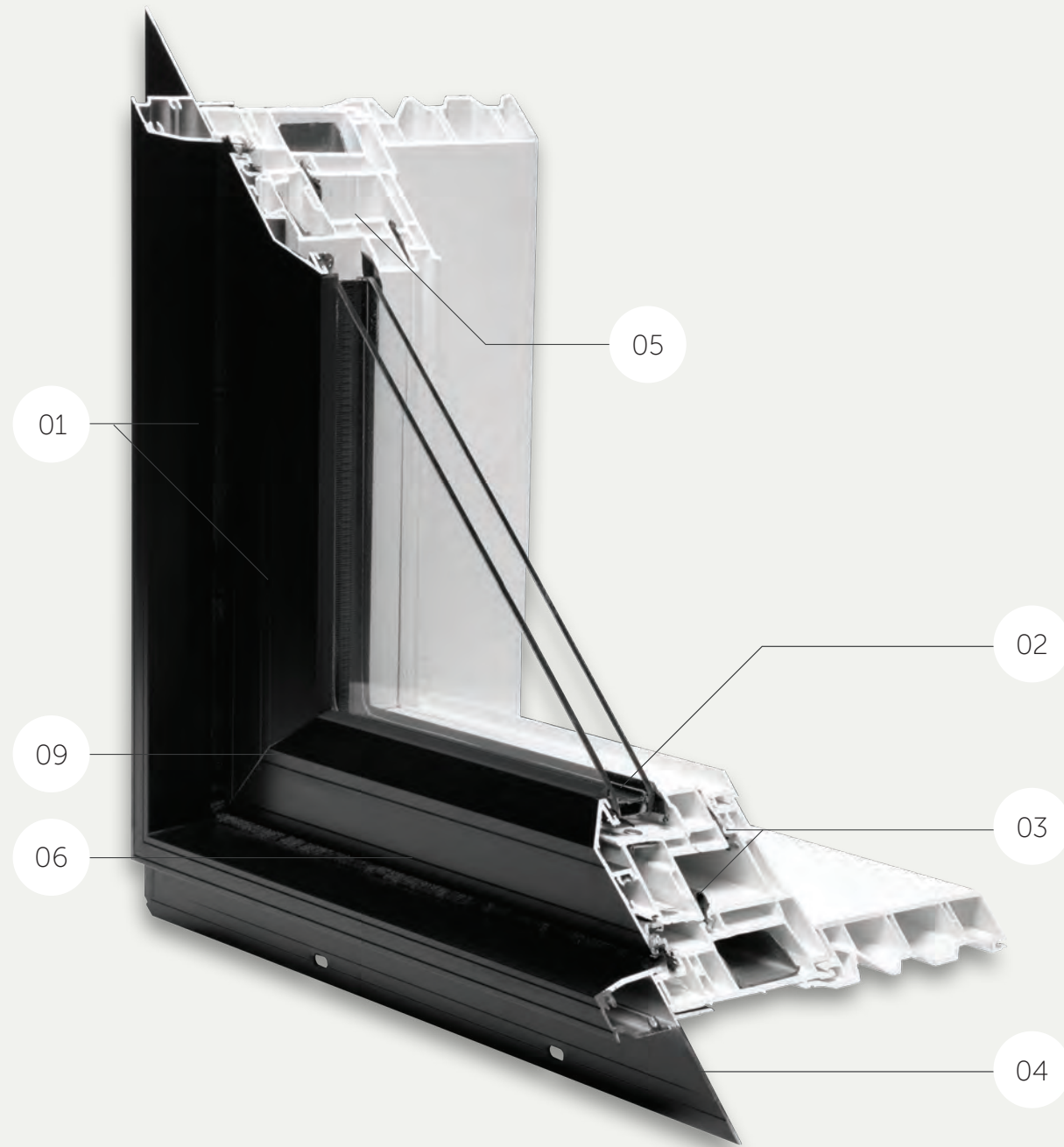
A Closer Look at the LynX Hybrid uPVC-Clad Windows Series

- 01 Extruded Aluminum Mainframe and Sash offer greater structural capabilities to withstand the tough elements of nature and eliminate the need for painting. The aluminum is independently secured allowing the uPVC and aluminum to expand and contract without restriction.
- 02 Endur IG™ ensures outstanding thermal performance and exceptional longevity. See the "Glass" section for more details on Lux's glazing options.


- 03 Heavy-duty compression co-extruded seal makes casements and awnings among the most energy efficient venting windows.
- 04 Extruded integral nailing flange and corner gaskets eliminate the risk of water and air infiltration between the nailing flange and the brickmould.
- 05 Multi-chamber, heavy wall, UV stable uPVC extrusion provides thermal efficiency and colour stability. The multi-chamber design acts as a thermal break, helping to conserve heat and provide optimal stability.

- 06 High-performance triple-seal weatherstripping with high pile allows water to drain while keeping out debris.
- 07 Steel reinforced frame and sash for added stability and security.
- 08 A rubber gasket is a low-maintenance solution to conventional caulking methods.
- 09 Fusion-welded corners add strength and impede leakage.

LynX Hybrid Casement & Awning Window Dual Glazed



LynX Hybrid Picture Window Triple Glazed



LynX Hybrid Interior Jambs



uPVC Jamb Interior

A low-maintenance jamb extension made from uPVC, available in a variety of depths. Offered in white or nite (exclusive to the LynX Hybrid Series), it provides a clean, finished look without the need for painting or staining. For custom jamb depths, a composite option is available, offering the same appearance and low-maintenance benefits.



Wood Jamb Interior


Ideal for colour matching your home's interior and can be painted or stained. Wood jamb extension is factory applied and available in a variety of depths.

Board Return

An open return channel on all four sides, designed to accommodate both 1/2" drywall applications and 3/4" wood or composite extensions of your choice.



Hybrid Picture with white uPVC interior




Hybrid Fixed Sash with white uPVC Jamb Extension

Hybrid Fixed Sash with uPVC nite Jamb Extension

01 High rise extruded frame to match venting windows

02 Nite includes black foil interior



Hybrid Picture with uPVC nite interior

01 Nite includes black foil interior



Evolv uPVC Window Series

Looking for a versatile, low-maintenance and durable window solution? Then look into Lux Windows Evolv uPVC Series, an ideal solution for projects where affordability is as important a consideration as energy efficiency. With a wide variety of options and configurations, uPVC windows are an excellent choice for both renovation projects and new construction.

Features & Benefits

- White Exterior and Interior
- Low-maintenance
- Resists peeling, cracking and corrosion
- No painting ever required
- Easy to clean with mild soap and water
- Excellent value and affordability
- Available with an integral nailing flange, a renovation brickmould on all four sides, or a renovation brickmould with a subsill on the bottom to match traditional style windows
- Built with a durable frame, with steel reinforcement added where extra stability and security are required.
- Fusion-welded corners add strength and impede leakage
- Enjoy complete security and energy performance with Multipoint Encore®, a fully concealed, smooth operating casement locking system designed to provide exacting compression of the weather seal and window alignment in the frame




Both interior and exterior uPVC windows are low maintenance, resisting corrosion, peeling and cracking.

A Closer Look at the Evolv uPVC Window Series

- 01 Multi-chamber, heavy wall, UV stable uPVC extrusion provides thermal efficiency and colour stability. The multi-chamber design acts as a thermal break, helping to conserve heat and provide optimal stability.
- 02 Fusion-welded corners add strength and impede leakage.
- 03 Thick uPVC walls provide exceptional impact resistance and added rigidity.
- 04 Endur IG™ ensures outstanding thermal performance and exceptional longevity. See the "Glass" section for more details on Lux's glazing options.

- 05 High performance triple seal weather stripping for optimal seal and performance.
- 06 Extruded integral nailing flange eliminates the risk of water and air infiltration.
- 07 Accessory groove on both the interior and exterior to allow multiple options for different construction applications.
- 08 Steel reinforced frame and sash for added stability and security.

Evolv uPVC Casement & Awning Window Dual Glazed



Evolv uPVC Picture Window Triple Glazed



Evolv uPVC Interior Jamb



uPVC Jamb Interior
 A low-maintenance jamb extension made from uPVC, available in a variety of depths. Offered in white, it provides a clean, finished look without the need for painting or staining. For custom jamb depths, a composite option is available, offering the same appearance and low-maintenance benefits.

Wood Jamb Interior
 Ideal for colour matching your home's interior and can be painted or stained. Wood jamb extension is factory applied and available in a variety of depths.



01

01 Rain drip attached to help shed water

Board Return
 An open return channel on all four sides, designed to accommodate both 1/2" drywall applications and 3/4" wood or composite extensions of your choice.





Doors

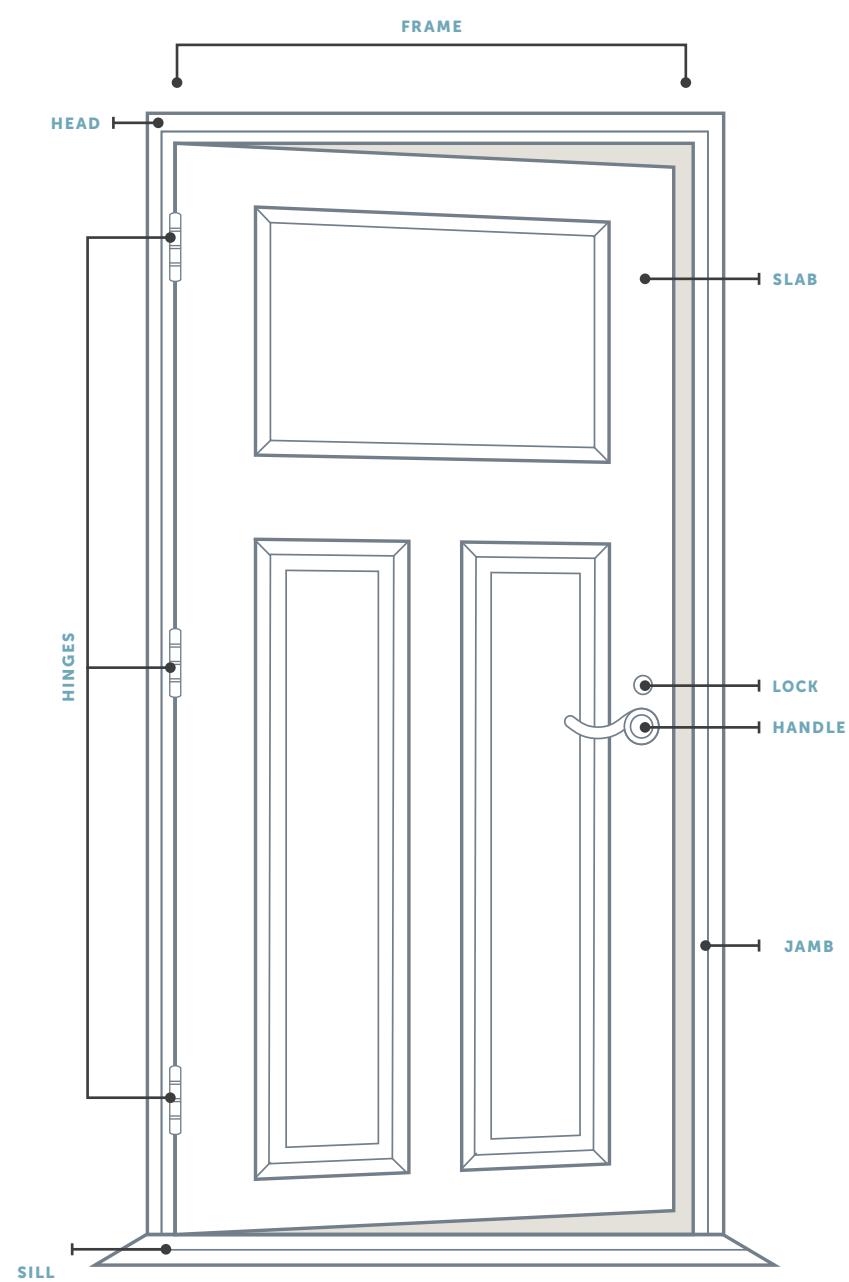
**Exceptional Doors, Custom-Crafted
to Suit Any Architectural Style**

Lux's extensive selection of doors blends functionality with style—engineered for energy efficiency and designed for lasting beauty. With a wide range of options, our doors meet your exact specifications and our own high standards, ensuring you always make a truly memorable entrance.



Exterior Door Anatomy

Whether you're experienced with exterior door components or new to the terminology, it's helpful to know how the various parts work together to achieve a quality result.



Frame

The overall structure that supports and encloses the door, typically consisting of the head, jambs, and a sill. It provides stability and a secure mounting surface for the slab.



At Lux, we provide several swing door frame options tailored for your various needs. This includes wood-clad, wood, composite-clad, and composite options.

Jambs

The vertical components of the door frame, located on either side of the door slab. They serve as the mounting surface for the door's hardware, including the hinges and locking mechanism.

Head

The horizontal part at the top of the door frame, connecting the two vertical jambs.

Sill

The horizontal part at the bottom of the door frame, found in exterior doors to provide a transition between interior and exterior spaces and help weatherproof and seal.



Lux's sill design is built to maintain energy efficiency and indoor comfort, enhancing weather resistance by directing water away from the building.

Slab

The main portion of a door that swings within the frame. Slabs come in various materials, styles, and finishes, allowing for customization to match the design and functionality of a space.



At Lux, we offer a variety of fiberglass door slabs, as well as our exclusive Genesis Wood-Clad panels, expertly crafted to withstand the Canadian climate.

Hinges

Mechanical components that connect the door slab to the jamb, allowing it to swing open and closed. Hinges come in several types, including ball bearing and adjustable.

Handle

The part of the door hardware that allows you to open and close the door. It can come in various styles, such as levers, knobs, or pull handles, and may be functional or purely decorative.

Lock

A mechanism that secures the door and prevents it from being opened without a key, code, or specific operation.

Swing Door Frames

There are a variety of door frame options available and the right type for each entry depends on various factors.

Four Types of Frames Offered at Lux



Composite-Clad

- Consisting of a solid composite interior and an aluminum exterior, this frame offers durability and minimal upkeep.
- The aluminum exterior provides excellent protection against the elements, while the composite interior ensures superior insulation.
- Our aluminum brickmould options are available with this frame type in the various colour selections available.
- Pairs perfectly with our LynX Hybrid window series.



Composite

- Made entirely of composite material, this frame offers a durable, low-maintenance solution.
- Our uPVC renovation brickmould is compatible with this frame type.
- Pairs perfectly with our Evolv uPVC window series.

Why Choose Composite?

- Prefinished white surface—no painting required and no need to remove weatherstripping or hardware
- Dimensionally stable—resists cracking and splitting over time
- Moisture-resistant—won't rot, swell, or support mould growth
- Durable, low-maintenance solution designed for long-term performance
- Maintains a clean, consistent appearance for years



Wood-Clad

- Featuring a solid hem-fir interior and a durable aluminum exterior brickmould, this frame type combines the warmth of wood with the strength and low-maintenance of an aluminum exterior.
- Our aluminum brickmould options are available with this frame type in the various colour selections available.
- This frame type pairs perfectly with our Genesis Wood-Clad window series.



Wood

- Consisting entirely of wood frame product (interior and exterior).
- This frame type can be utilized in specific applications where the door is not exposed to outside elements (garage-to-house).

Lux Swing Door Sill

We have uniquely designed our inswing and outswing sill to serve the harsh Canadian climate. Our sill incorporates a slope, improving drainage and weather resistance by ensuring moisture is shed away from the door system and home.

Our standard inswing sill features a higher elevation than the industry standard, providing enhanced protection against water infiltration. Additionally, a uniquely designed Lux drip cap is applied to all door slabs, effectively shedding water away from both the door system and home.



Engineered & Crafted by Lux,
Specifically for Canada's Climate

A Closer Look at the Lux Swing Door

- 01 Gaskets on all mechanical corners (no caulking)
- 02 Door sill can be adjusted to accommodate 1 3/4" to 2 1/4" thick door slab
- 03 Integral nailing flange that can be removed with ease when not required.
- 04 Drainage ports
- 05 Thermally separated full composite core with anodized aluminum exterior sill
- 06 Exclusive to Lux, EPDM weatherstripping on all 4 sides allows for no box sweep to be required on door panel
- 07 Sloped Sill



Swing Door Configurations

Swing doors come in various configurations to suit different functional and aesthetic needs, and Lux is committed to helping everyone find the perfect fit for their home. To understand the perfect function for your space, it is important to note the different operations available for swing doors.

Inswing

A door that swings inward, towards the inside of the room or building when opened.

Right Hand Operated

Typically denoted as "RH", a door that is hinged on the right side when viewed from the exterior.

Outswing

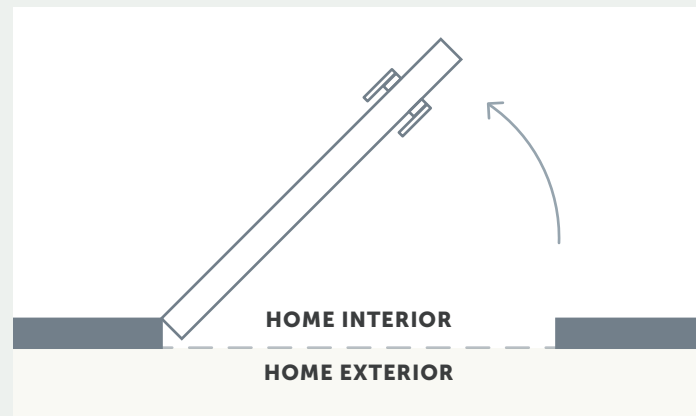
A door that swings outward, away from the room or building when opened.

Left Hand Operated

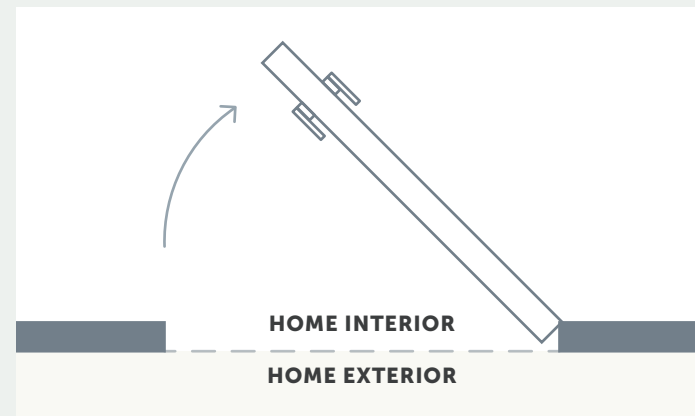
Typically denoted as "LH", a door that is hinged on the left side when viewed from the exterior.

Door Configuration Diagrams

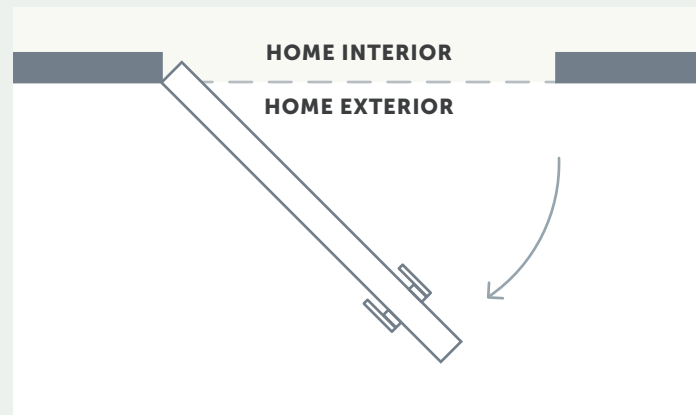
LH Inswing



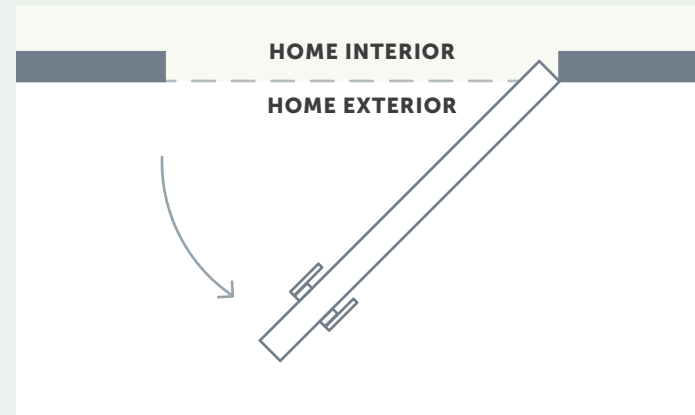
RH Inswing

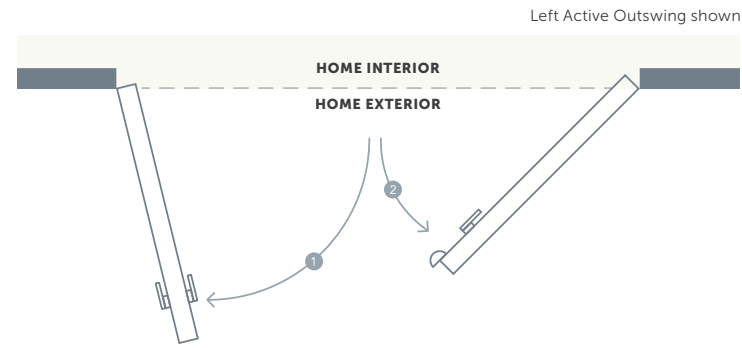
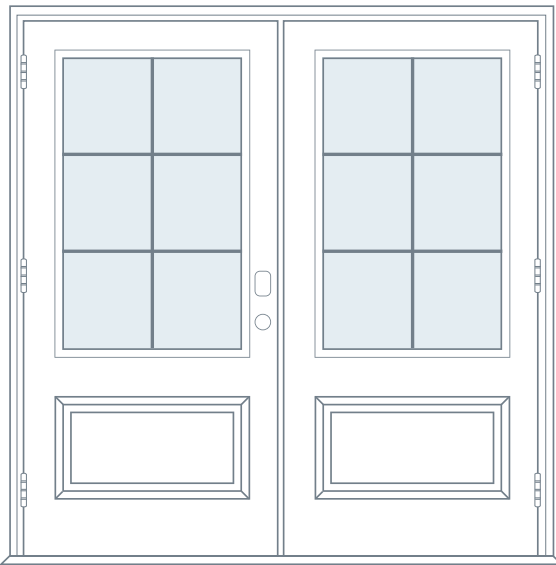


LH Outswing



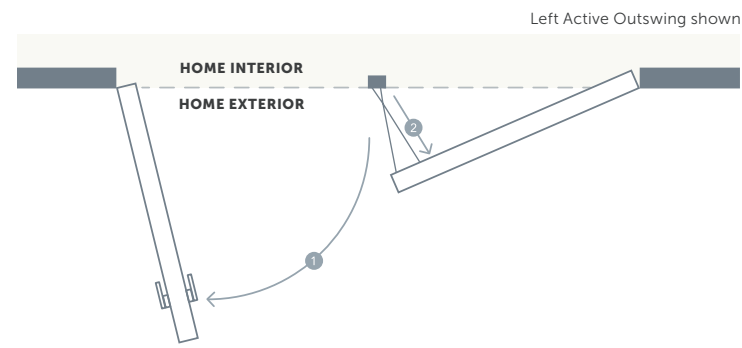

RH Outswing





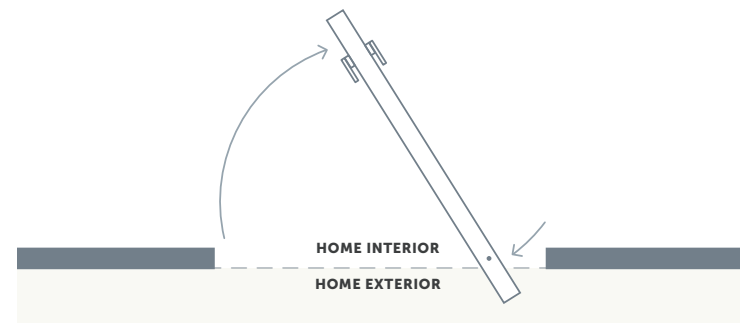
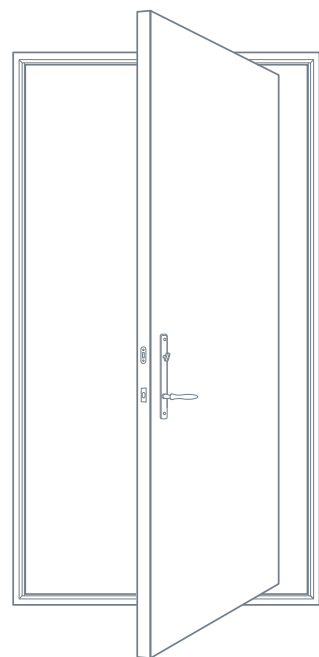
Double Doors

Also known as French doors, these feature two slabs that swing open from the center, either inswing or outswing. Instead of a fixed center post, an astragal is attached to one slab for sealing and security, creating a wide, unobstructed opening when both slabs are open.



Garden Door

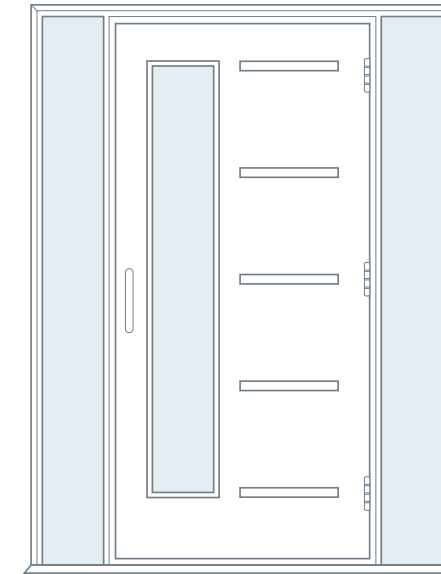
A type of exterior door, typically featuring one active swinging slab and one fixed or venting slab. A fixed post, also known as a mullion, separates the two for structural support.



Pivot Door

A modern alternative to traditional doors, featuring an offset pivot hinge instead of side hinges. Ideal for contemporary and high-end designs, pivot doors offer a sleek, minimalist aesthetic with the ability to accommodate larger, heavier slabs.

Sidelites & Transoms

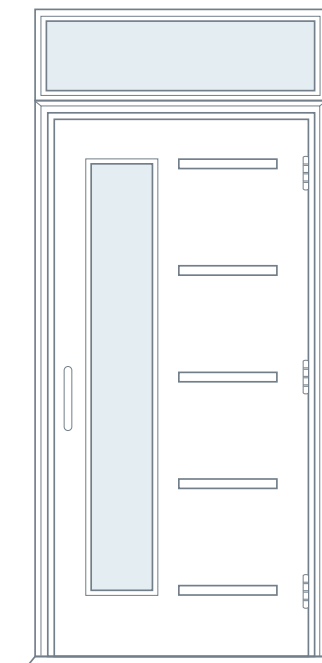



Sidelites

Narrow vertical window panels installed on one or both sides of a door, sidelites enhance both function and aesthetics. Available in fixed or vented options, they provide natural light and airflow. Choose a direct-set sidelite with full glass for maximum light or a paneled sidelite that matches your door for a cohesive look.



Lux sidelites feature an exterior-glazing design that sheds water naturally, protects the sill over time, and creates a clean, seamless appearance without visible caulking.



Transoms

Positioned above a door, transoms are windows that enhance the entrance by adding height, natural light, and architectural interest. Available in rectangular, arched, or custom shapes. Transoms create a grander feel, allow more natural light, and improve ventilation when operable.



Fiberglass Slabs

Fiberglass doors offer the perfect combination of beauty, durability, and performance. A tough fiberglass skin covers a reinforced core with insulation, making the doors stronger, more resilient, and better insulated than traditional wood or steel doors.

Why Choose Fiberglass?

- Resists warping, rotting, cracking, dents, and rust.
- Requires minimal upkeep with no frequent refinishing.
- Insulated cores offer superior thermal performance, reducing energy costs.
- Strong and stable, expanding and contracting less than wood or steel.
- Mimics wood textures or sleek finishes, customizable with stains or paints.

Lux offers an extensive range of fiberglass doors, to bring your vision to life. With a variety of door types, designs, textures, inserts, and more, you're sure to find the perfect fit.




Fiberglass Slab Types

Fiberglass slabs are available in smooth finishes or wood-grain textures that mimic real wood. Wood grain patterns such as oak, cherry, teak, fir, and mahogany are available depending on door design.

Smooth Skin Doors

Suitable for paint

Smooth skin doors can infuse any home with an elegant style. With a smooth finished surface and solid pigment skin, their sophisticated yet understated design creates seamless transitions.



Smooth skin
Sleek, even surface for a clean, modern look.

Flush panel

Textured Skin Doors


Suitable for paint or stain

Enhanced with a wood grain finish, our textured doors feature the beauty of a real wood door, but at a fraction of the price. Equally important, they resist warping, splitting and cracking in cold weather—a luxury not always afforded by traditional wood doors.



Shown in a 1-Panel Plank.


Wood-Grain Patterns




Oak
Strong, distinct grain with a traditional wood character.



Rustic Mahogany
Rich grain with natural variation and subtle depth.



Fir
Straight, subtle grain with a soft, natural texture.



Teak
Fine, linear grain with a wavy pattern, adding warmth.



Cherry
Fine, subtle grain with a soft, elegant character.



Understanding Lux's Fiberglass Slab Options

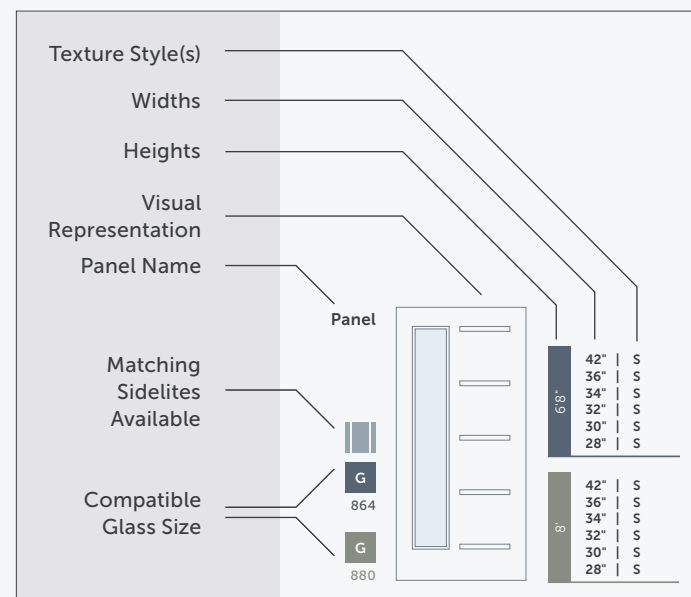
Lux Fiberglass slabs come in two heights 6'8" and 8' and a range of widths, texture styles and colours. Some doors also have matching sidelites available as well as a variety of glass insert specifications. Refer to the legend at the right for the many available Lux Fiberglass slab combinations.

Fiberglass Slab Legend

Slab Heights	Slab Widths	Slab Texture Style
6'8" 8"	42"	S (Smooth)
	36"	O (Oak)
	34"	R (Rustic Mahogany)
	32"	F (Fir)
	30"	T (Teak)
	28"	

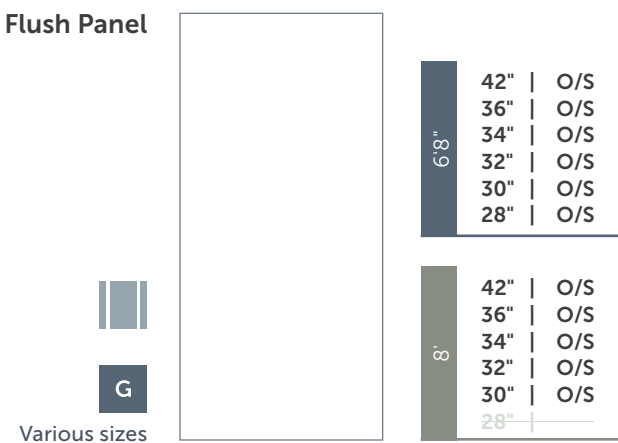
G	Available Glass Sizes for 6'8" Slab Height
G	Available Glass Sizes for 8' Slab Height
	Matching sidelites available

Fiberglass Slab Sample Legend

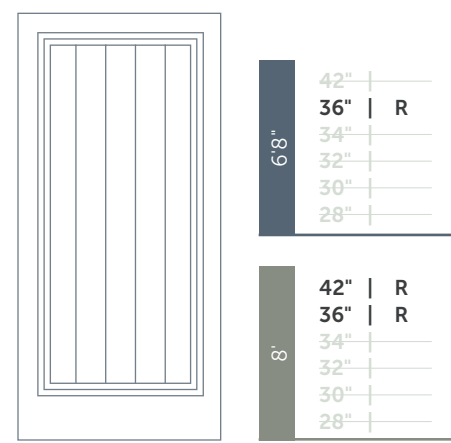


Available Slabs

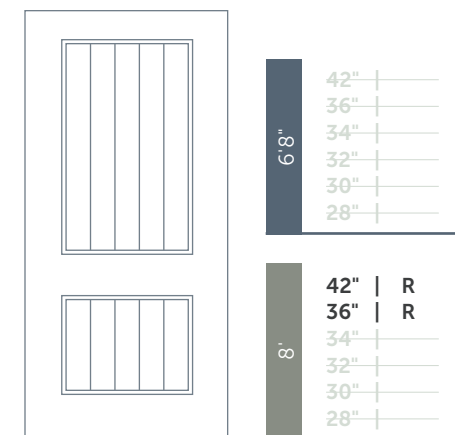
Flush Panel



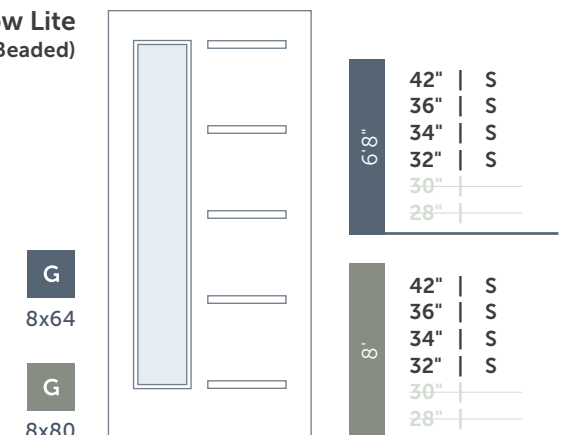
1-Panel Plank



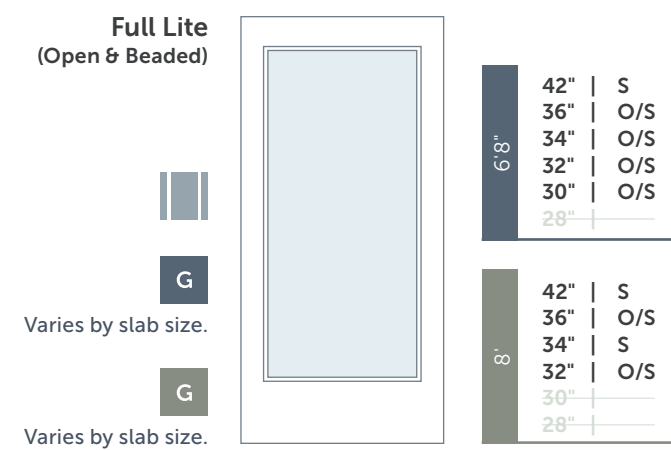
2-Panel Square Plank



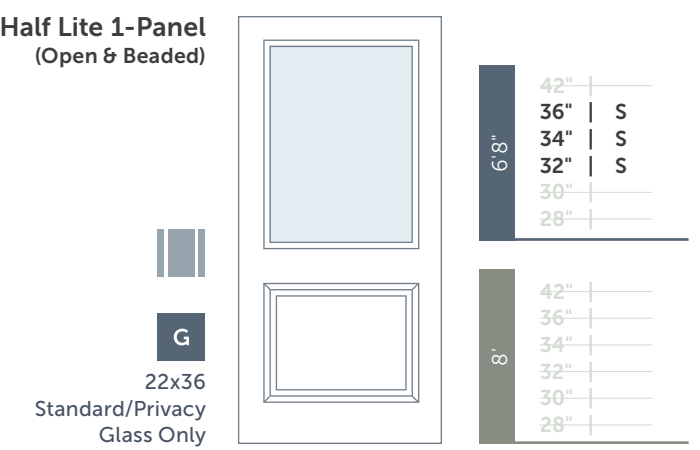
Narrow Lite (Open & Beaded)



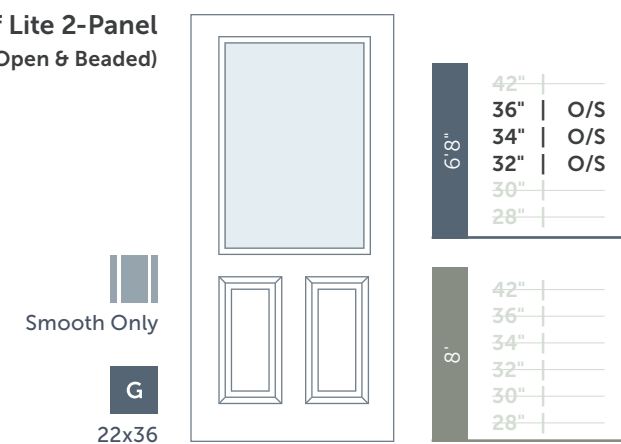
Full Lite (Open & Beaded)



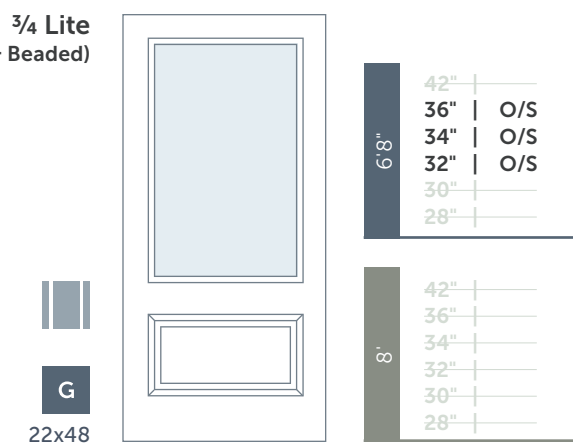
Half Lite 1-Panel (Open & Beaded)



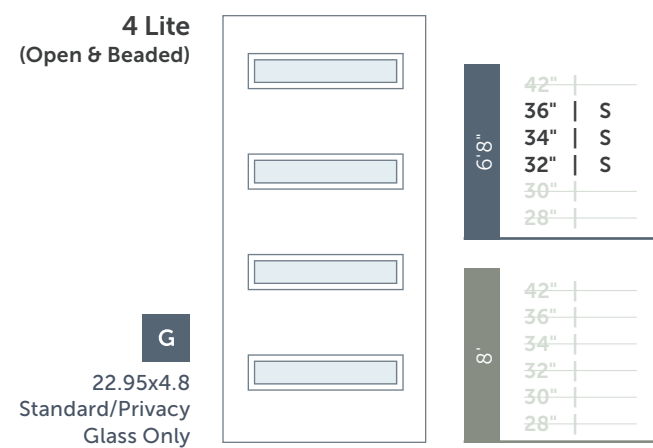
Half Lite 2-Panel (Open & Beaded)



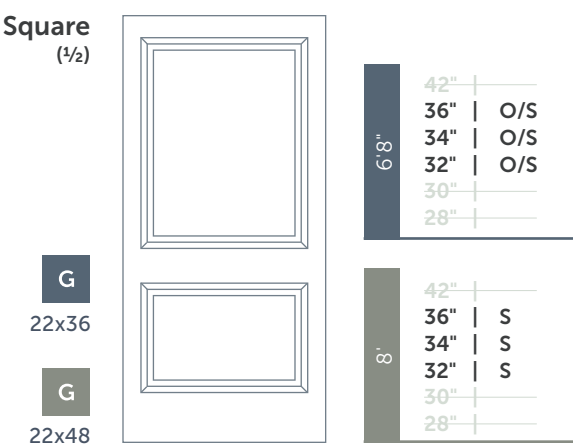
3/4 Lite (Open & Beaded)



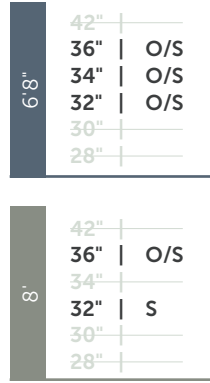

4 Lite (Open & Beaded)



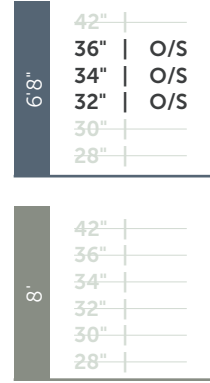

2-Panel Square (1/2)



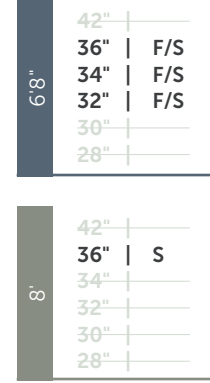
2-Panel Square
(3/4)



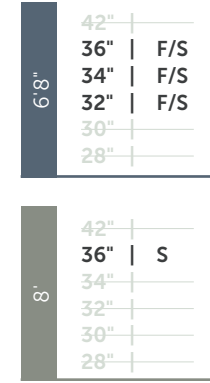

4-Panel Blank Top





1-Panel Shaker



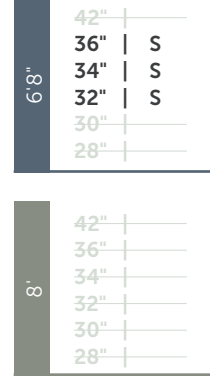
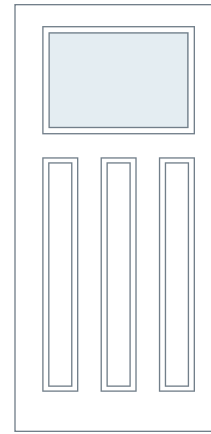
2-Panel Shaker



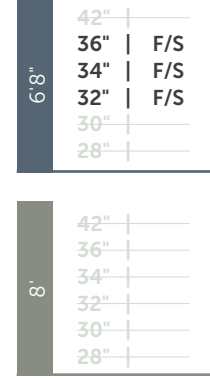
4-Panel New England



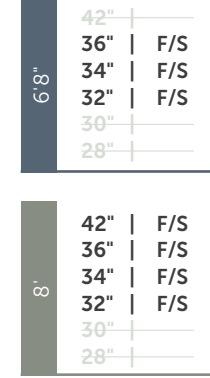

3-Panel Craftsman
(Open & Beaded)



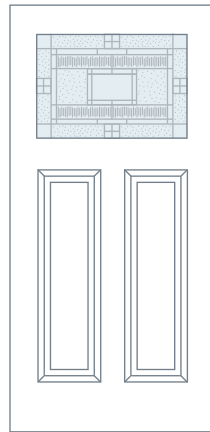
3-Panel Shaker



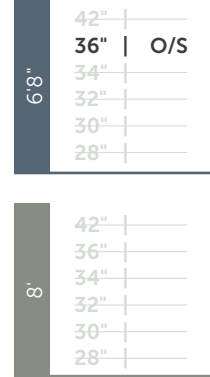

3-Panel Craftsman Shaker



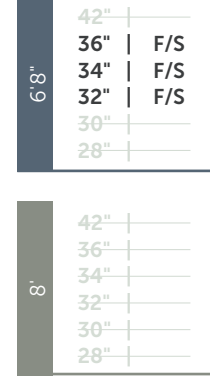
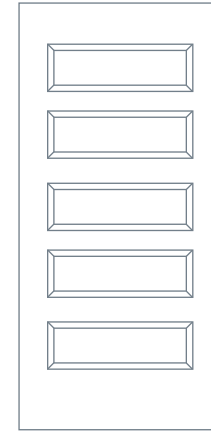
Metropolis 2-Panel Craftsman



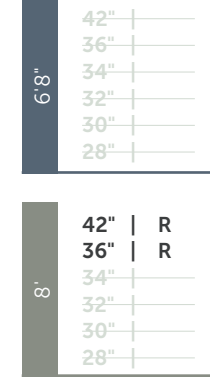
6-Panel Craftsman



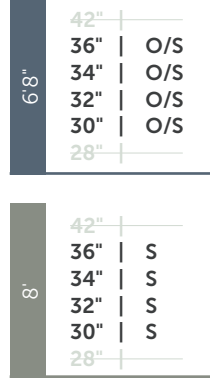

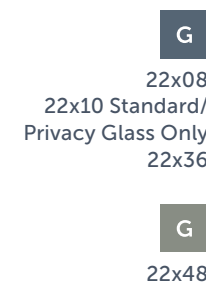
5-Panel Shaker



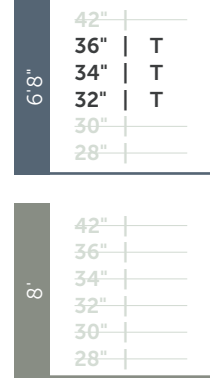
1-Panel Plank Camber-Top



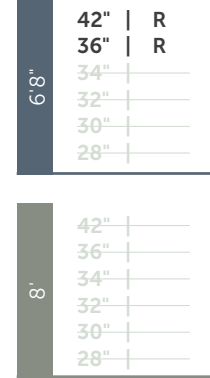
6-Panel



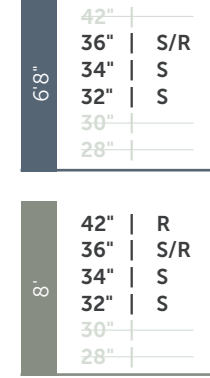
Modern 7-Panel



2-Panel Camber-Top



2-Panel Plank Camber-Top




* Additional custom door options may be available, please speak with a Lux sales consultant to learn more.




MASTERGRAIN™ Slabs

At Lux, we are committed to providing our customers with the highest quality products. That's why we are proud to carry MASTERGRAIN door slabs, proudly manufactured in Canada. Using advanced NVD (Nickel Vapor Deposition) technology, MASTERGRAIN doors replicate the intricate textures and grains of real wood, giving them an exceptionally realistic appearance while maintaining the durability and low-maintenance of fiberglass.

MASTERGRAIN door slabs also feature engravings and inlays, adding a distinctive, elegant touch to every design.



Inlay
A decorative feature, typically a piece of contrasting material embedded into the door's surface, adding texture and design interest.



Engraved
A design or pattern that is carved or etched into the surface of the door, for decorative purposes.





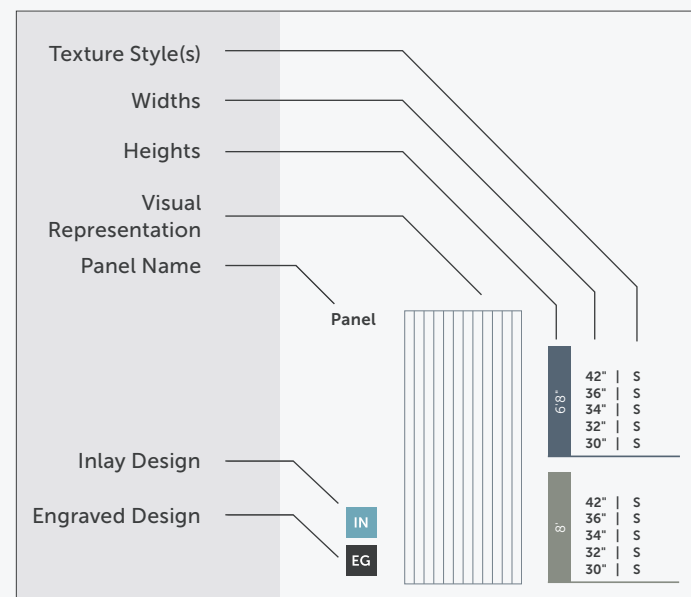
Understanding MASTERGRAIN's Slab Options

MASTERGRAIN slabs are available in two heights – 6'8" and 8' – and offer the freedom to match your personal taste with a range of widths, texture styles and colours. Refer to the legend at the right for the many available combinations.

MASTERGRAIN Slab Legend

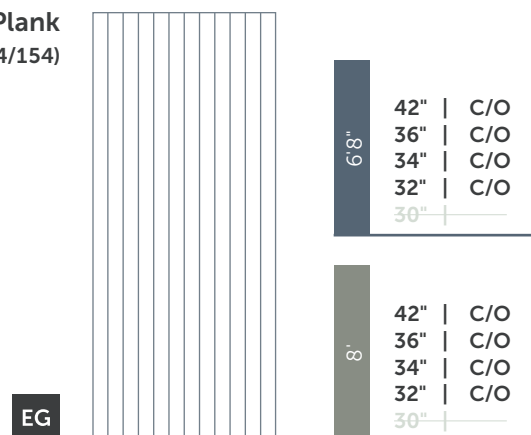
Slab Heights	Slab Widths	Slab Texture Style
6'8" 8"	42"	S (Smooth)
	36"	O (Oak)
	34"	F (Fir)
	32"	C (Cherry)
	30"	
IN Inlay Design Gold, black, or stainless		
EG Engraved Design		

MASTERGRAIN Slab Sample

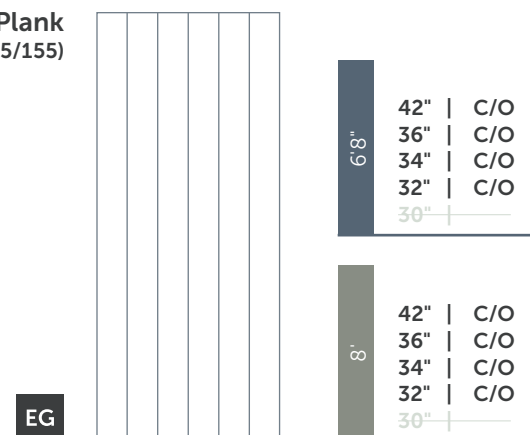


Available Slabs

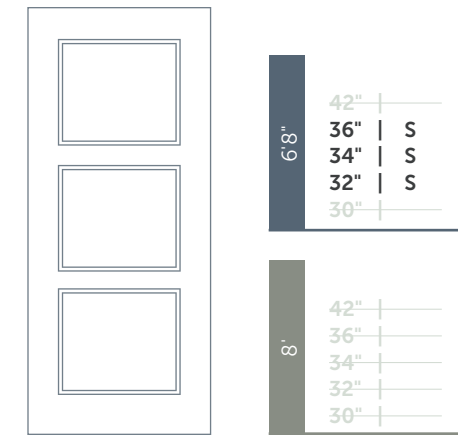
Narrow Plank
(124/154)



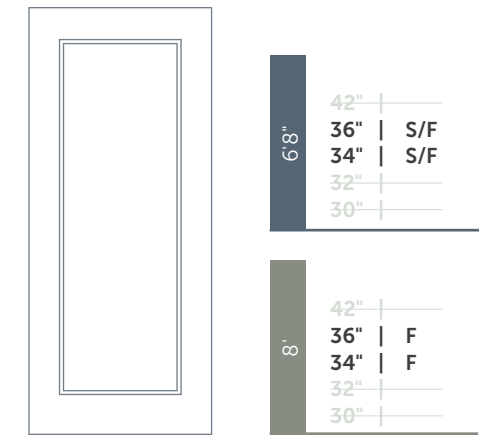
Wide Plank
(125/155)



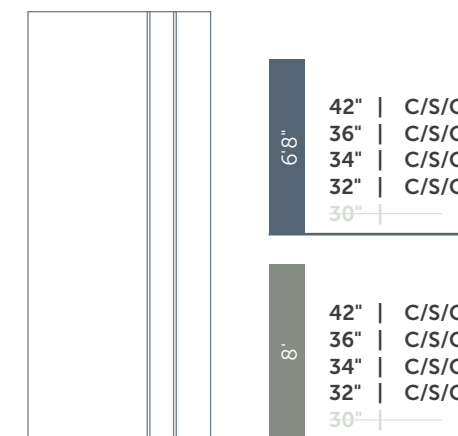
3-Panel Square
(701)



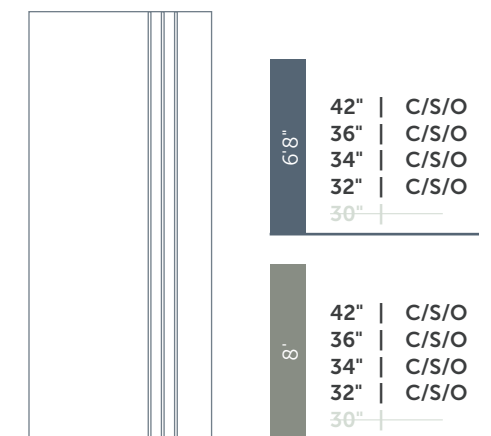
Yourstyle
1-Panel Shaker
(800/801)



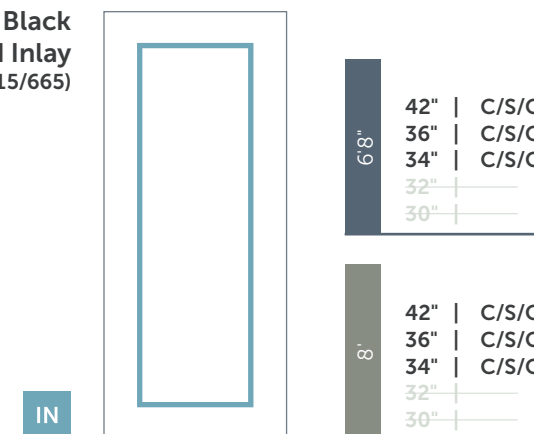
Wardell II
(907/957)



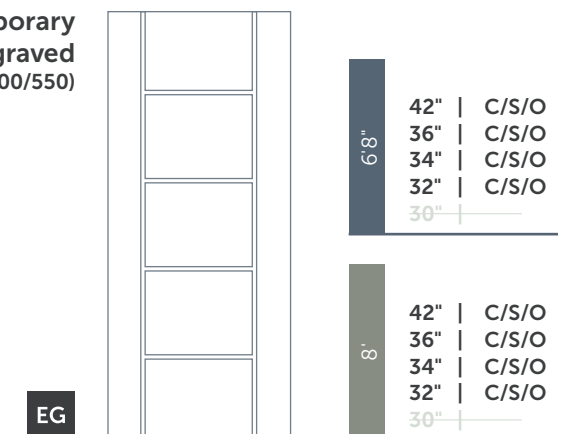
Wardell III
(908/958)



James Black
Mirrored Inlay
(615/665)

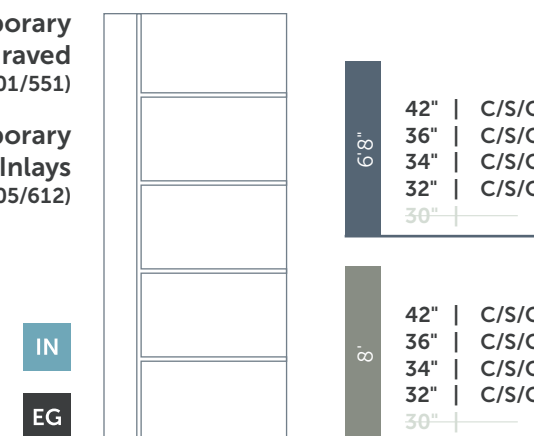


Contemporary
Engraved
(500/550)

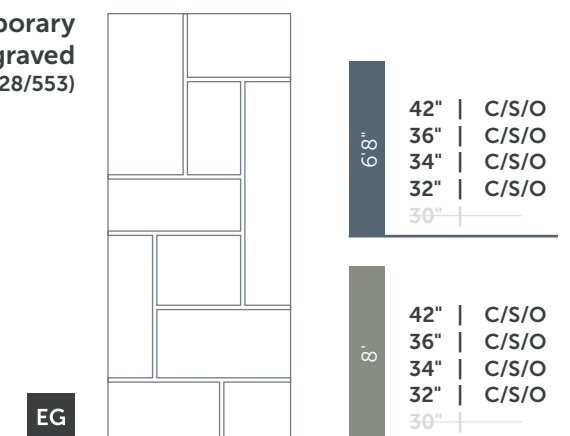


Contemporary
Engraved
(501/551)

Contemporary
Inlays
(605/612)



Contemporary
Engraved
(528/553)




Contemporary Engraved (536/552)



EG

68"	42" C/S/O
	36" C/S/O
	34" C/S/O
	32" C/S/O
	30"
8"	42" C/S/O
	36" C/S/O
	34" C/S/O
	32" C/S/O
	30"

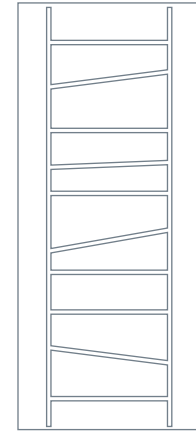
Contemporary Inlays (601/608)



IN

68"	42" C/S/O
	36" C/S/O
	34" C/S/O
	32"
	30"
8"	42" C/S/O
	36" C/S/O
	34" C/S/O
	32"
	30"

Contemporary Engraved (901/951)



EG

68"	42" C/S/O
	36" C/S/O
	34" C/S/O
	32" C/S/O
	30"
8"	42" C/S/O
	36" C/S/O
	34" C/S/O
	32" C/S/O
	30"

Contemporary Engraved (902/952)



EG

68"	42" C/S/O
	36" C/S/O
	34" C/S/O
	32" C/S/O
	30"
8"	42" C/S/O
	36" C/S/O
	34" C/S/O
	32" C/S/O
	30"


Contemporary Inlays (602/609)



IN

68"	42" C/S/O
	36" C/S/O
	34" C/S/O
	32"
	30"
8"	42" C/S/O
	36" C/S/O
	34" C/S/O
	32"
	30"

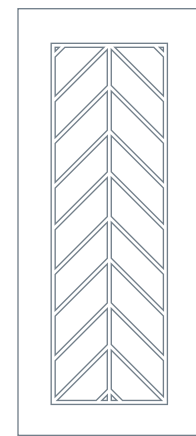
Contemporary Inlays (603/610)



IN

68"	42" C/S/O
	36" C/S/O
	34" C/S/O
	32"
	30"
8"	42" C/S/O
	36" C/S/O
	34" C/S/O
	32"
	30"

Thomas (903/953)



EG

68"	42" C/S/O
	36" C/S/O
	34" C/S/O
	32"
	30"
8"	42" C/S/O
	36" C/S/O
	34" C/S/O
	32"
	30"


Milo (905/955)



EG

68"	42" C/S/O
	36" C/S/O
	34" C/S/O
	32"
	30"
8"	42" C/S/O
	36" C/S/O
	34" C/S/O
	32"
	30"


Contemporary Inlays (604/611)



IN

68"	42" C/S/O
	36" C/S/O
	34" C/S/O
	32"
	30"
8"	42" C/S/O
	36" C/S/O
	34" C/S/O
	32"
	30"


Morgan (606/613)



IN

68"	42" C/S/O
	36" C/S/O
	34" C/S/O
	32"
	30"
8"	42" C/S/O
	36" C/S/O
	34" C/S/O
	32"
	30"


Madeline (904/954)



EG

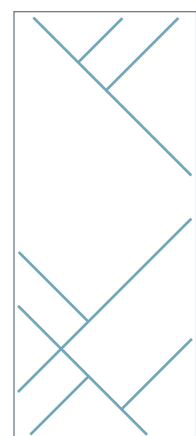
68"	42" S
	36" S
	34" S
	32"
	30"
8"	42" S
	36" S
	34" S
	32"
	30"

2-Panel (1/2) (217)



68"	42" C
	36" C
	34" C
	32"
	30"
8"	42" C
	36" C
	34" C
	32"
	30"


Esperanza Contemporary Inlays (607/614)



IN

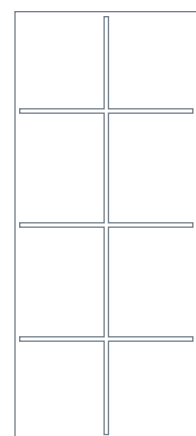
68"	42" C/S/O
	36" C/S/O
	34" C/S/O
	32"
	30"
8"	42" C/S/O
	36" C/S/O
	34" C/S/O
	32"
	30"

Sia Contemporary Engraved (906/956)



EG


Contemporary Engraved (900/950)



EG

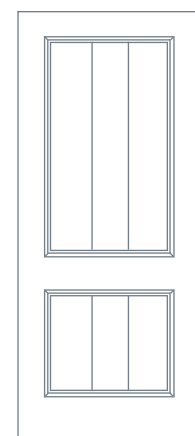
68"	42" C/S/O
	36" C/S/O
	34" C/S/O
	32" C/S/O
	30"
8"	42" C/S/O
	36" C/S/O
	34" C/S/O
	32" C/S/O
	30"

2-Panel (3/4) (233/250)



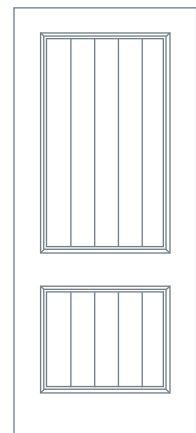
68"	42" C
	36" C
	34" C
	32" C
	30"
8"	42" C
	36" C
	34" C
	32" C
	30"

2-Panel 3-Plank (218)




68"	42" C
	36" C
	34" C
	32" C
	30"
8"	42" C
	36" C
	34" C
	32" C
	30"

**2-Panel
5-Plank
(219)**




68"	42"	
	36"	
	34"	
	32"	
	30"	
8'	42"	C
	36"	
	34"	
	32"	
	30"	

**2-Panel
(¾ Camber Top)
(100/144)**



68"	42"	
	36"	C
	34"	C
	32"	C
	30"	
8'	42"	
	36"	C
	34"	C
	32"	C
	30"	

**2-Panel Plank
(¾ Camber Top)
(101/145)**



68"	42"	
	36"	C
	34"	C
	32"	C
	30"	
8'	42"	
	36"	C
	34"	C
	32"	C
	30"	

**Flush
(499/599)**



68"	42"	C
	36"	C
	34"	C
	32"	C
	30"	C
8'	42"	C
	36"	C
	34"	C
	32"	C
	30"	C



Courtesy of MASTERGRAIN - C953, Cherry

* Additional custom door options may be available, please speak with a Lux sales consultant to learn more.

Genesis Wood-Clad Door Series

Slabs | Swing Doors | Sliding Doors | Adesso Pivot Door | TESORO Wood-Clad Folding Door





Genesis Wood-Clad Slabs

Lux offers an exclusive Genesis Wood-Clad door slab collection, combining a hem-fir interior with a durable aluminum exterior for a perfect balance of natural warmth and modern resilience. These slabs are featured across several systems, including Standard Swing Doors, Sliding Doors, Tesoro Folding Door, and our Adesso Pivot Door, offering both versatility and elegance.

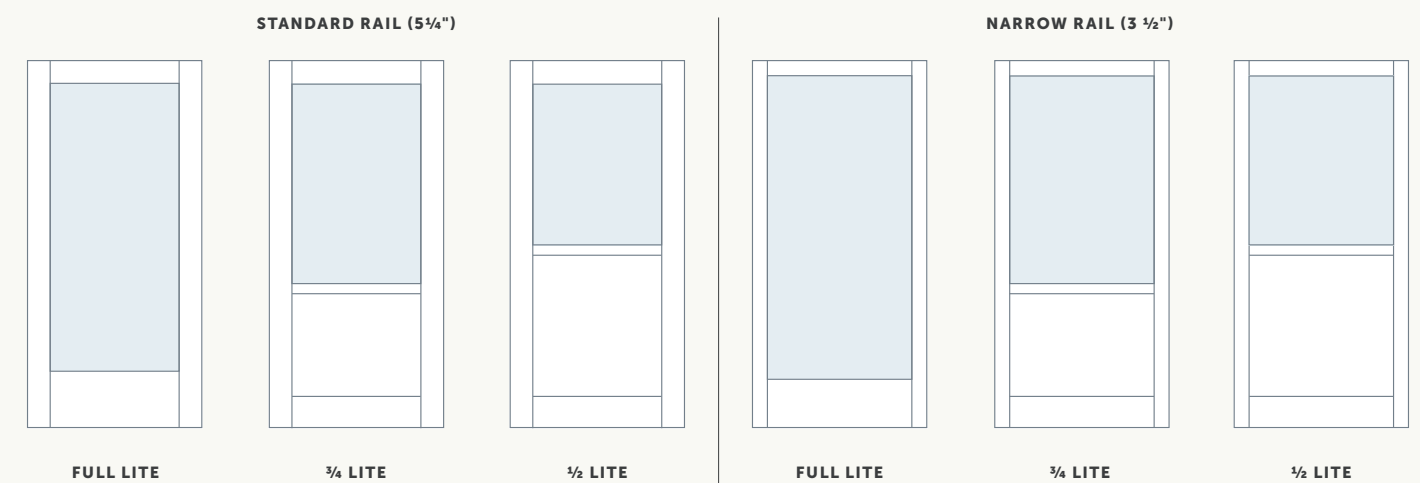
Offered in a variety of configurations and sizes, this collection includes Full Lite designs across all door systems, along with 3/4 Lite and 1/2 Lite design options in Standard Swing Doors and the Tesoro. Standard Rail and Narrow Rail options are also available. With slab thicknesses of 1 3/4" or 2 1/4", these doors provide both aesthetic appeal and structural integrity. SDLs are available for a timeless enhancement to this slab design.

Exterior cladding and brickmould are offered in six standard colour options: black, white, nutmeg, bronze, cashmere, and sable. For smooth operation and enhanced security, we recommend adjustable hinges and a multi-point locking system. Narrow rail configurations require both adjustable hinges and a multi-point lock for optimal performance.



Rail Options

Elevate your design with our Narrow Rail design—a sleek, modern option featuring a slim 2 1/4" thick slab for a refined aesthetic. With a nearly 2" reduced sightline on the stiles and top rail and an 8" bottom rail, it maximizes your view while maintaining elegance.



Genesis Wood-Clad Swing Doors

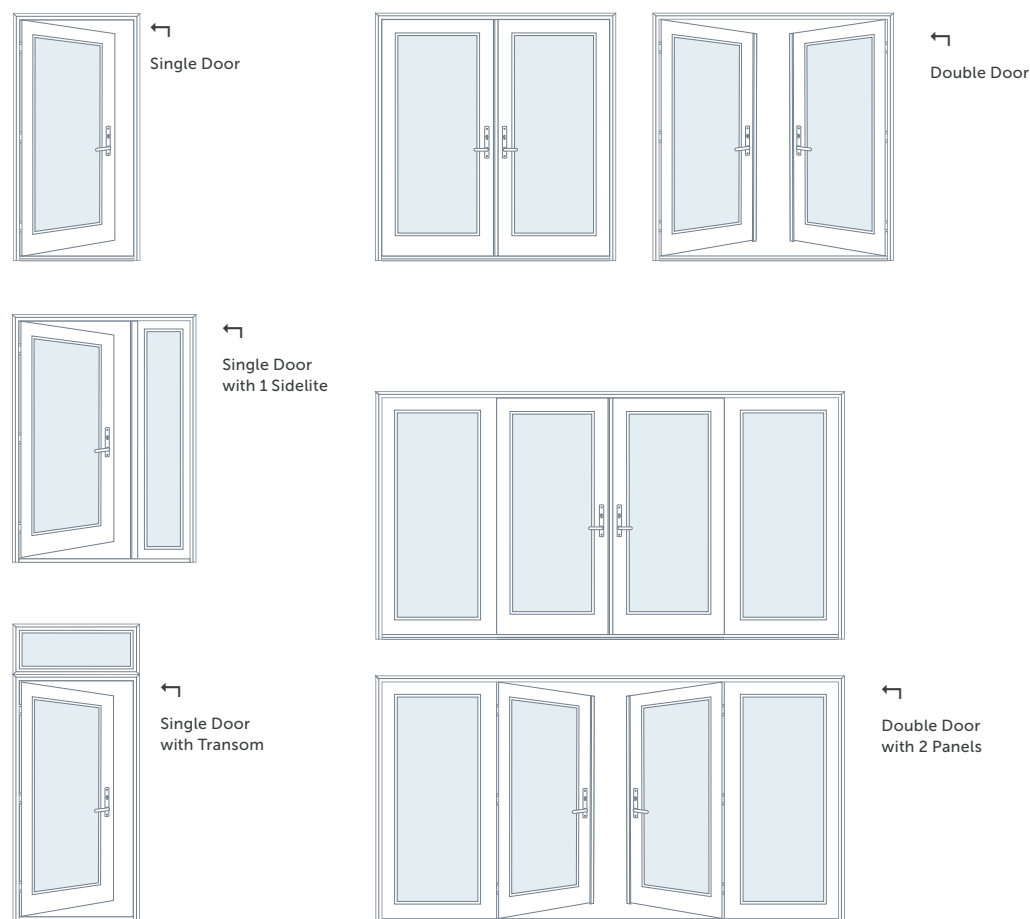


Genesis Wood-Clad Exterior Doors can be used in a variety of applications and offer endless design possibilities. Enjoy an extruded aluminum exterior with a naturally insulating wood interior.

Features & Benefits

- Single and double door configurations – available in both inswing and outswing
- Available in dual and triple-pane glazing options
- Choose from six signature exterior colours, or personalize with a custom colour of your choice
- Laminated veneer lineal (LVL) clear Hem-fir wood interior
- Available in standard or narrow rail design
- Slabs available in full, ¾, or ½ lite designs
- CliC Available in 2-¼" Genesis Wood-Clad Entry Doors
- Available in standard or custom slab sizes

Door Configurations



Note: more configurations are available





Genesis Wood-Clad Sliding Doors

Genesis Wood-Clad sliding doors blend the warmth of natural wood with the strength of aluminum for a door that's as beautiful as it is durable. A paintable or stainable wood interior allows for customization, while the low-maintenance aluminum exterior stands up to the elements.

Choose the optional narrow rail design for a modern, streamlined look that maximizes glass area and natural light, opening your home to more expansive views.

Engineered for performance, Genesis Wood-Clad sliding doors feature a tight, energy-efficient seal with advanced weatherstripping to keep out drafts and moisture. Smooth brass tandem rollers make every opening effortless, while a multi-point locking system and foot lock provide security you can trust.

With Wood-Clad sliding doors you get craftsmanship, comfort, and confidence—all in one stunning sliding door system.

Features & Benefits

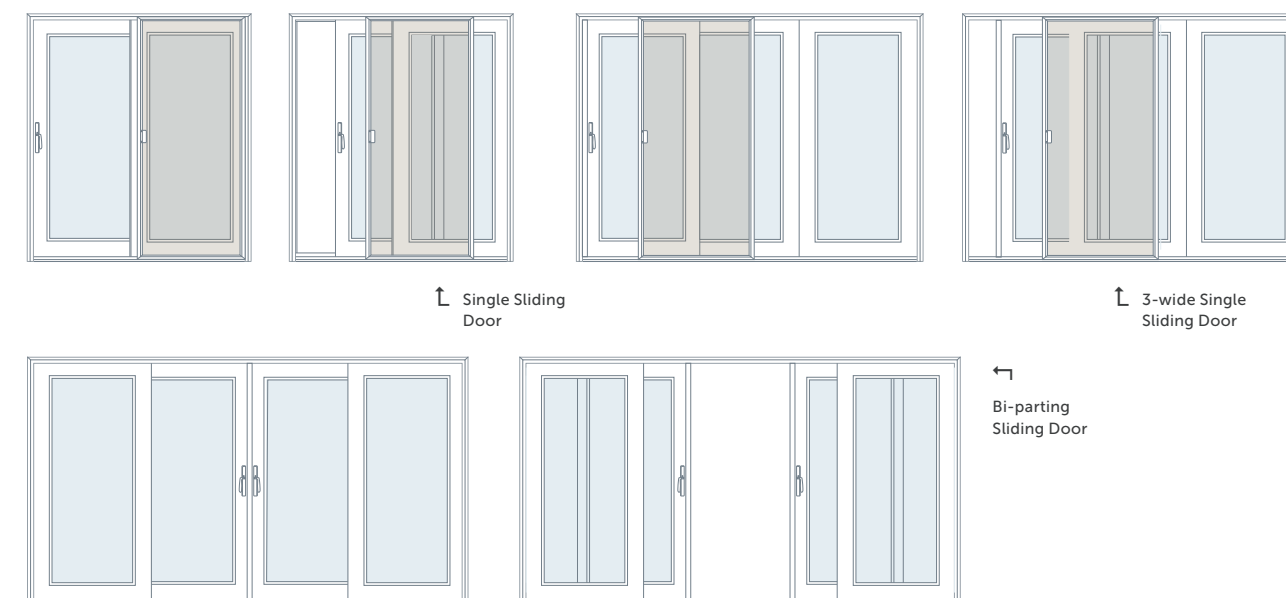
- Available in dual and triple-pane glazing options
- Choose from six signature exterior colours, or personalize with a custom colour of your choice
- Laminated veneer lineal (LVL) clear wood interior
- Sliding integral screens are available for added convenience
- Available in standard or narrow rail design

Standard Sizes

Configuration	Available Widths	Available Heights
Single Sliding	5' / 6' / 8'	6'8" / 6'10" / 8' / 9"*
3-Wide Systems	7' / 8'6" / 11'6"	6'8" / 6'10" / 8' / 9"*
Bi-Parting	10' / 12' / 16'	6'8" / 6'10" / 8' / 9"*

* Some width x height combinations are not available. Custom sizes possible

Door Configurations



Note: Transom options available.





Adesso Wood-Clad Pivot Door

When it's time to pivot away from a traditional front entry, it's time for a stunning new Lux door.

Upgrade the front entryway of your home with Lux. Our elegant pivot door creates a larger, more welcoming opening by rotating on pivot hardware offset from the door jamb, allowing for an expansive architectural design. Built-in systems let the door remain open at a set angle and close softly behind you, providing nearly effortless operation.

Crafted with premium pivot hardware and high-performance weather seals, these doors combine sophistication with reliable protection against Canada's climate.



Engineered & Crafted by Lux,
Specifically for Canada's Climate

Features & Benefits

Adesso pivot doors by Lux are hand-crafted to be beautiful and energy-efficient, with the added benefits of all-season performance and our full line of glazing options.

- 3/4" thick wood-clad slab to accommodate a true triple-pane sealed unit.
- Elegant aluminum exterior finish with the warmth of a wood interior
- Can be crafted up to 60" wide and 120" tall
- Can seamlessly include integrated Lux CLiC Privacy Glass (some size restrictions apply)
- Innovative drop and pop seal activated when closed creates a continuous weather-tight seal on all four sides, delivering one of the best-performing seals in the industry
- Uses the same secure multipoint locking technology used on Lux swing doors
- Continuous four-side resin-filled compression weather stripping that won't shrink or rust



Unique Pivot Hinge Features & Benefits

Complementing each door's quality engineering, Lux only uses specialty pivot hardware for effortless operation and a luxurious feel.



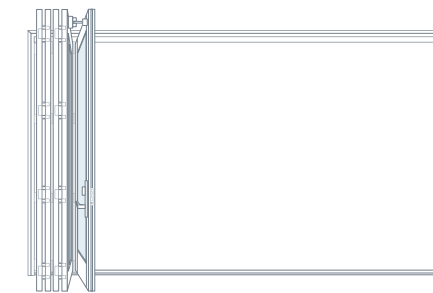

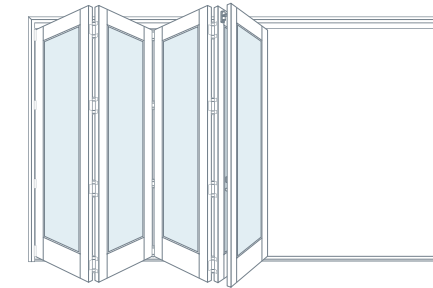
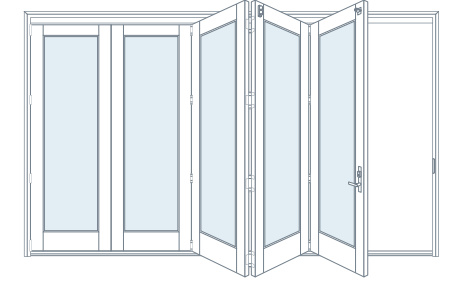
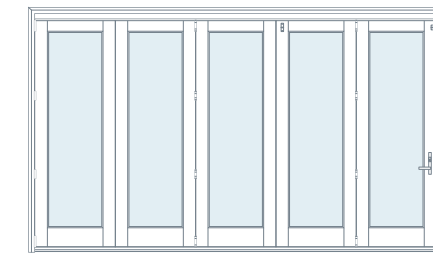
- Doors specially designed to integrate high-quality pivot hardware
- Pivot hardware features an integrated latch system for controlled, 'soft-closing' action
- Built-in guide system allows doors to remain open at 45°, 60° or 90° for easy entry and exit
- An integrated damping system provides fluid, smooth door movement every time





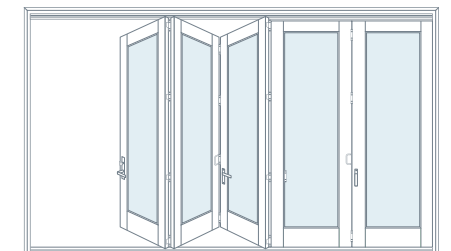
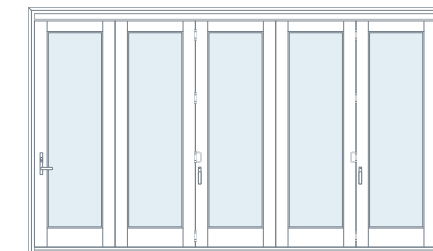
Door Configurations

Exterior view



←
5:1 Configuration Shown

Interior view

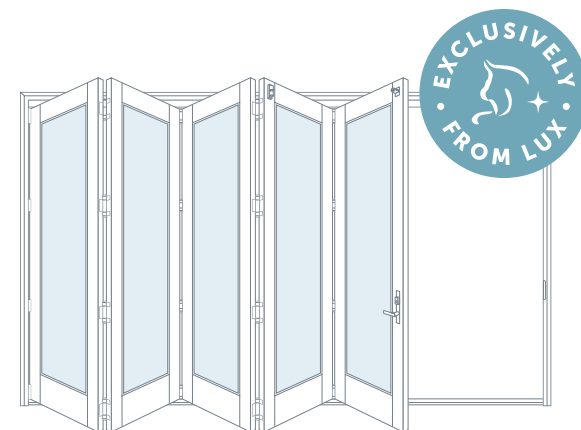


↑
5:1 Configuration Shown

TESORO Wood-Clad Folding Door

This unique folding door system, crafted exclusively by Lux, easily opens and slides to the side, literally opening your living area to the scenery beyond. With a clean and sophisticated design sensibility, TESORO's expansive glass surfaces are designed to draw welcoming daylight and scenic views indoors.

TESORO is built for year-round comfort and enjoyment, with state-of-the-art hardware that allows even the largest door configurations to glide from open to closed quietly and with ease.



MADE IN
alberta
AWARDS
WINNER 23

Engineered & Crafted
by Lux, Specifically
for Canada's Climate

Features & Benefits

- The choice of homeowners, architects and designers inspired to add lasting beauty and value to their residential and commercial projects
- Designed, manufactured and double-weatherstripped to withstand Canada's climate
- Configurations up to 24' wide and 10' tall. Custom sizes also available
- More than 25 possible configurations, with options for glazing to personalize your door system for your space
- Suited to residential homes and to commercial environments, adaptable to either new construction or renovations
- Features engineered LVL laminated styles and rails, resulting in maximum durability and strength
- A multi-point locking system provides added security with the turn of a handle
- Extruded aluminum exterior in a selection of colours ensures a low-maintenance exterior with the elegance and versatility of a wood interior
- Covered by Lux's industry-leading warranty to ensure quality, ease of operation and enjoyment for years to come
- Available in standard or narrow rail design
- Available in dual and triple-pane glazing options

LynX Hybrid uPVC-Clad Sliding Door

Lux's exclusive LynX Hybrid uPVC-Clad sliding doors bring together the best of both worlds: the durability of aluminum and the energy efficiency of uPVC. Low-maintenance and built to last, this innovative system delivers strength, style, and year-round comfort.

Enjoy expansive views, abundant natural light, and a sleek contemporary finish. Choose from six exterior aluminum colours with a crisp white interior, or opt for a bold black interior with the Nite option. For a seamless look, the exterior cladding matches perfectly with LynX Hybrid and Genesis windows.

Engineered for performance, LynX Hybrid sliding doors feature advanced weatherstripping, a tight energy-efficient seal, and steel-reinforced construction for lasting reliability. Smooth brass tandem rollers ensure effortless operation, while a multi-point locking system and foot lock provide security and peace of mind.

Features & Benefits


- Smaller panel rails offer larger glass area for an unobstructed view
- No swinging panels taking up valuable living space in your home
- Available in dual and triple-pane glazing options
- Pairs perfectly with the LynX Hybrid window series
- Combine with transom options

Standard Sizes

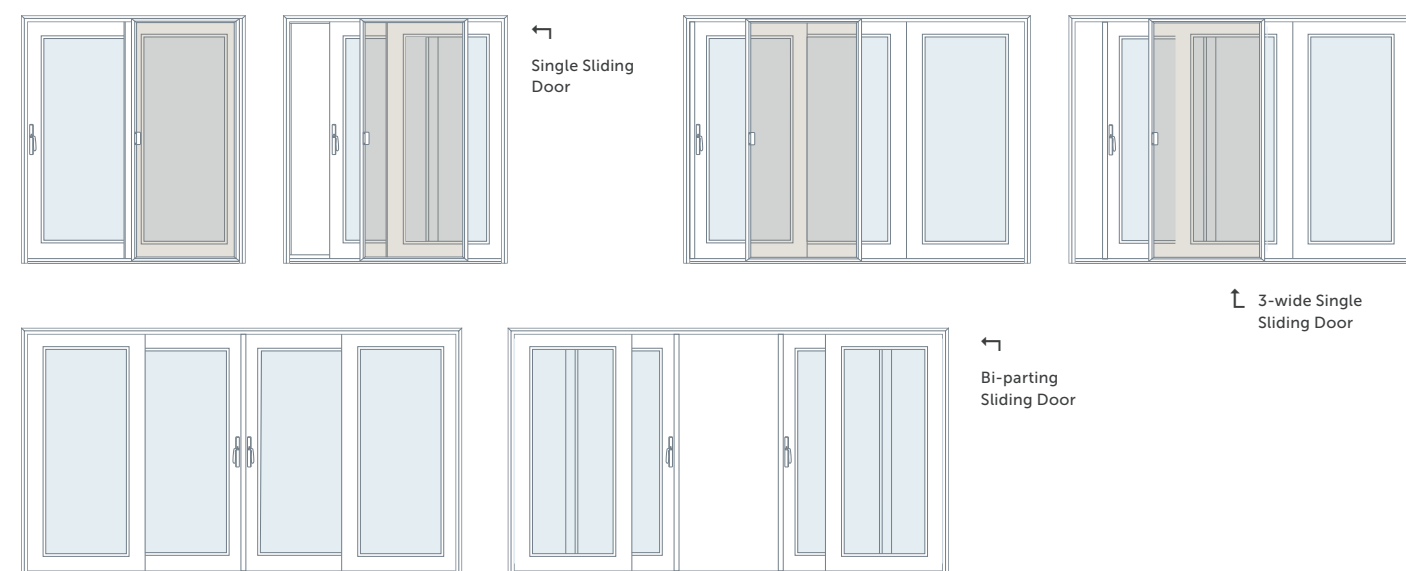
Configuration	Available Widths	Available Heights
Single Sliding	5' / 6' / 8'	6'8" / 6'10" / 8' / 9"*
3-Wide Systems	7' / 8'6" / 11'6"	6'8" / 6'10" / 8' / 9"*
Bi-Parting	10' / 12' / 16'	6'8" / 6'10" / 8' / 9"*

*Some width x height combinations are not available. Custom sizes possible

Interior Hybrid Colour Options



Door Configurations



Note: Transom options available.



Evolv uPVC Sliding Door

Evolv uPVC sliding doors bring fresh air, natural light, and generous views into your home—all with a sleek, all-white, low-maintenance finish inside and out. Designed for bright, open living, they offer lasting performance at an attractive price.

Engineered for comfort, Evolv doors feature an energy-efficient seal with advanced weatherstripping to block drafts and moisture, plus steel reinforcements for strength and stability.

Smooth brass rollers make operation effortless, while a multi-point locking system and foot lock provide added security and peace of mind.

Features & Benefits

- Smaller panel rails offer larger glass area for an unobstructed view
- Custom sizing available
- No swinging panels taking up valuable living space in your home
- Available in single sliding, bi-parting 4-wide, and 3-wide sidelite combinations with multiple transom options
- Available with dual or triple-pane glazing options
- Internal blinds available in 5' or 6' widths at 6'8" height

Standard Sizes

Configuration	Available Widths	Available Heights
Single Sliding	5' / 6' / 8'	6'8" / 6'10" / 8'*
3-Wide Systems	7' / 8'6" / 11'6"	6'8" / 6'10" / 8'*
Bi-Parting	10' / 12' / 16'	6'8" / 6'10" / 8'*

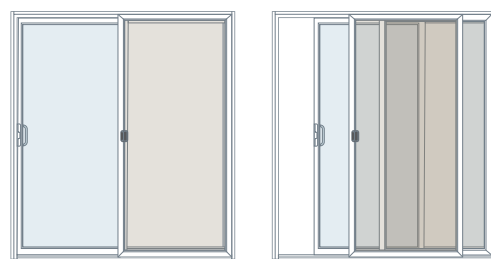
* Some width x height combinations are not available. Custom sizes possible

uPVC Colour

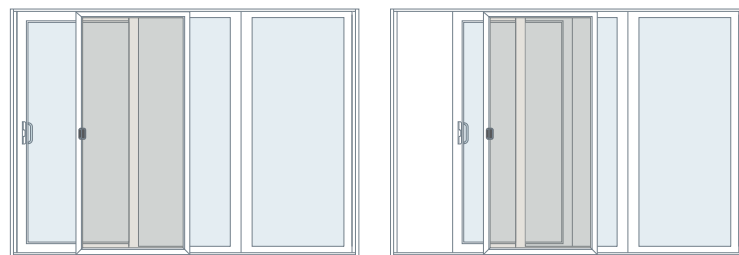


White

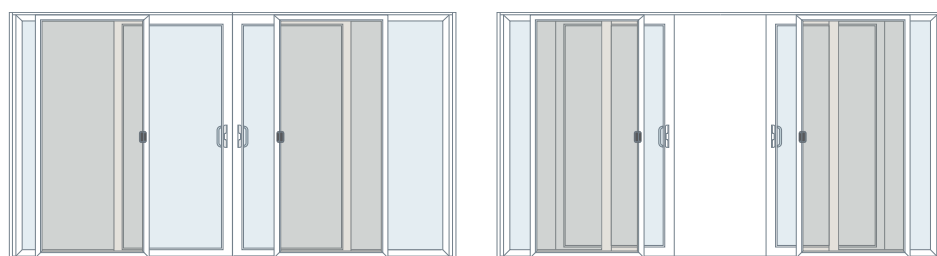
Door Configurations



Single Sliding Door



3-wide Sidelite Sliding Door



Bi-parting 4-wide Sliding Door

Note: Transom options available.





Glass

The right glass adds livability, saves energy, saves money, and saves the environment. With Lux, every window and door can be crafted for comfort.

Performance

A Wise Investment for Your Home. The right glass enhances livability, conserves energy, saves money, and helps protect the environment. With Lux, every window and door can be crafted for better living.

Comfort, energy saving, and aesthetics are all important factors to consider when choosing windows and doors. Selecting the best glass type is just as important as the style of windows and doors chosen for a particular location. Lux offers a variety of glazing options to suit any location or climate.

Glass & Glazing

Argon Gas

As a standard, the space between the panes of glass in a LoE window are filled with argon gas—a clear, harmless gas that provides maximum insulating capabilities.

Glazing Options

We have an unlimited number of glazing options available including dual-pane, triple-pane, custom obscure patterns, reflective surfaces, etc. Your sales representative can assist with glazing configurations to suit your desired requirements.



Endur IG – Insulated Glass Units Engineered to A Higher Standard

With its unparalleled longevity and outstanding thermal performance, Endur IG stands in a class of its own. This warm-edge stainless steel spacer improves sightline temperature and enhances resistance to condensation. Unlike notched or open joints, the bent corners form a continuous impermeable metal barrier around the entire perimeter, keeping moisture out and argon in.

Energy Saving Lux LoE Glass

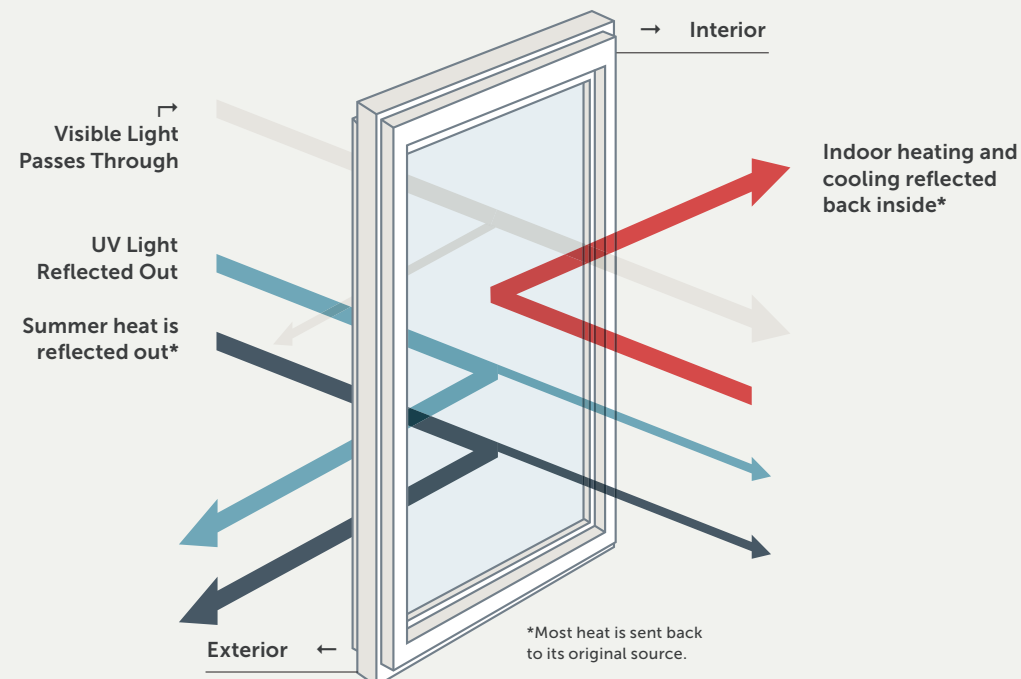
LoE is a unique, microscopically thin coating (which does not affect clarity) containing transparent layers of metal and metallic oxides. This metal coating works in tandem with an argon gas-enhanced airspace, greatly reducing the sun's hot rays from entering the home in the summer and trapping interior climate conditions, reducing heating and air conditioning energy costs. LoE also significantly resists damaging ultraviolet rays, protecting your curtains, furniture, and flooring from fading. There are many LoE glass types available to suit virtually any climate. Lux uses a superior product that is most beneficial for energy efficiency in varying North American weather conditions. Each and every Lux window and door is available with LoE glass.

The LoE Difference

LoE is a thin, invisible coating designed to reflect heat. It not only improves the energy efficiency of your home, it can reduce your monthly utility bills and the size of your carbon footprint.

DID YOU KNOW?

25% of the heat in your home can be lost through your windows. Without energy-efficient glazing, you are essentially throwing your money out the window.



Choose the Right LoE Glass for Your Home



LoE 180® Glass

Trust Lux's great range of performance options to keep your home comfortable and energy-efficient whatever the weather. Our LoE 180 glass effectively prevents heat transfer while allowing winter sun and light to pass through. The result? Cold air stays out, warm air stays in and natural light fills your home. The UV blocking feature also eliminates 71 per cent of harmful rays to protect what matters most.



LoE 366® Glass

If high performing windows are a must for your renovation or new construction project, look to Lux's LoE 366. A perfect blend of solar control and crystal clear visibility, this precision-engineered solution eliminates heat from the sun without impacting optical clarity thanks to an additional layer of silver coating. Ultimate interior comfort and optimal energy efficiency are what makes this glass a favourite among construction professionals.



LoE 270® Glass

Advanced technology means the glass in your new Lux windows is smarter than you think; our LoE 270 glass is a perfect example. In the winter, this glass helps keep your home's interior warm and energy efficient by blocking heat loss. It works its magic during the hot summer months by preventing the sun's heat and UV rays from entering your home. Year-round comfort, year-round performance – that's 365 reasons to smile!



LoE i89® Glass

Introducing the latest breakthrough in energy efficiency – the LoE i89. Taking an already excellent product and making it even better, our enhanced i89 glass represents a new standard in energy performance and interior comfort. The new energy-saving room-side surface coating, coupled with our LoE 2 and LoE 3, actually reflects escaping heat back into the room and lowers U-factors. Enjoy near triple-pane performance in a double-pane unit.

ENERGY STAR® Certified Products by Lux



ENERGY STAR® Certification in Canada

Since 2020 the criteria for ENERGY STAR® certifications has become more rigorous, as products must be rated for every Climate Zone in Canada, from the harsh Arctic Circle to the milder BC coast. ENERGY STAR® products can be up to 55% more energy efficient than traditional windows or doors, meaning they're ready for whatever Canada's climate throws at them. Yes, they may cost more initially, but when crafted and installed by Lux, ENERGY STAR® windows and doors will help you save on energy bills in the future.

ENERGY STAR certified products meet strict technical specifications for energy performance—tested and certified. They save energy without compromising performance in any way. Typically, ENERGY STAR certified products are 15 to 20 percent more energy efficient than traditional products, helping you reduce your impact on the environment and save money.

Choosing ENERGY STAR qualified products by Lux means choosing to:

Save Energy

ENERGY STAR qualified products use significantly less energy.

Save Money

Reducing your energy use means lowering your electricity bills and saving money.

Protect the Environment

Backed by a tough performance and testing regime, certified products use less energy, lowering the amount of greenhouse gas emissions in the atmosphere.

Tested & Certified

The ENERGY STAR symbol means the product has been tested and certified by a government-approved agency.

Quality Performance

ENERGY STAR qualified products have all of the same features and performance as other products, but with additional performance benefits.

Performance Comparison

ENDUR™ IG SPACER		U-FACTOR Argon	R-VALUE Argon	SHADING COEFFICIENT	SOLAR HEAT GAIN COEFFICIENT	VISIBLE LIGHT Transmission	ULTRAVIOLET LIGHT Fading	ULTRAVIOLET LIGHT Transmission
Dual Pane	Clear - Clear	.48	2.08	.89	.78	82%	75%	58%
Dual Pane	LoE ² 270 #2 - Clear	.25	4.00	.43	.37	70%	53%	14%
Dual Pane	LoE ³ 366 #2 - LoE i89 #4	.20	5.00	.31	.27	63%	41%	5%
Triple Pane	Clear - Clear - Clear	.29	3.45	.81	.71	76%	68%	49%
Triple Pane	LoE ² 270 #2 - Clear - Clear	.19	5.26	.41	.36	64%	49%	13%
Triple Pane	LoE ² 270 #2 - Clear - LoE 180 #5	.13	7.69	.38	.33	62%	43%	7%
Triple Pane	LoE ² 270 #2 - LoE 180 #4 - LoE i89 #6	.11	9.09	.36	.32	60%	42%	7%
Triple Pane	LoE ³ 366 #2 - LoE 180 #4 - LoE i89 #6	.11	9.09	.27	.24	56%	35%	2%

Glossary

U-Factor

This represents the heat flow rate through a window expressed in BTU / hr / ft² / °F, using winter weather conditions of 0°F outside and 70°F inside. The smaller the number, the better the window system is at reducing heat loss.

Shading Coefficient

The measure of the total amount of heat passing through the glazing (known as the total solar heat transmittance) compared with that through a single clear glass. The lower a window's solar heat gain coefficient or shading coefficient, the less solar heat it transmits, and the greater its shading ability.

Fading Transmission

The portion of energy transmitted in a spectral region from 300 to 700 nanometers. This region includes all of the ultraviolet energy and most of the visible spectrum, and will give the best representation of relative fading rates. The lower the number, the better the glass is for reducing fading potential of carpets and interior furnishings.

R-Value

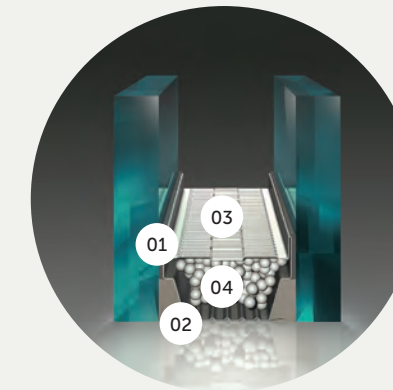
Designates window resistance to heat flow. The higher the R-Value, the more efficient the window is in reducing winter heating costs. (This number is the inverse of U-Value.)

Solar Heat Gain Coefficient – (SHGC)

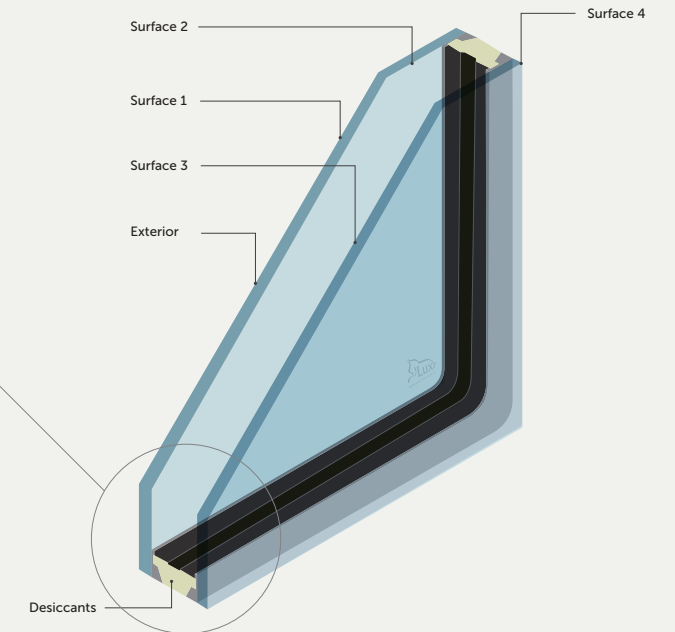
The amount of solar radiation that enters a building as heat. The lower the number, the better the glazing is at preventing solar heat gain.

Dual-Pane Units

Consisting of two panes of glass separated by a spacer, dual glazing is the minimum standard for all residential applications in Canada, providing comfort and energy efficiency in our harsh winter climate.



ENDUR IG
DOUBLE-PANE UNITS



01 Primary Seal:

Polyisobutylene minimizes moisture permeation, is UV resistant, and provides an outstanding argon barrier.

02 Secondary Seal:

Specially formulated silicone provides long-term adhesion, withstands UV exposure, and provides excellent durability when exposed to moisture. Silicone also provides structural integrity.

03 Spacer:


Stainless steel spacer features a roll formed design to provide maximum area for primary and secondary sealant coverage. It provides increased resistance to condensation and less stress on the IG seal system. No polymer content minimizes the risk of chemical fogging.

04 Desiccants:

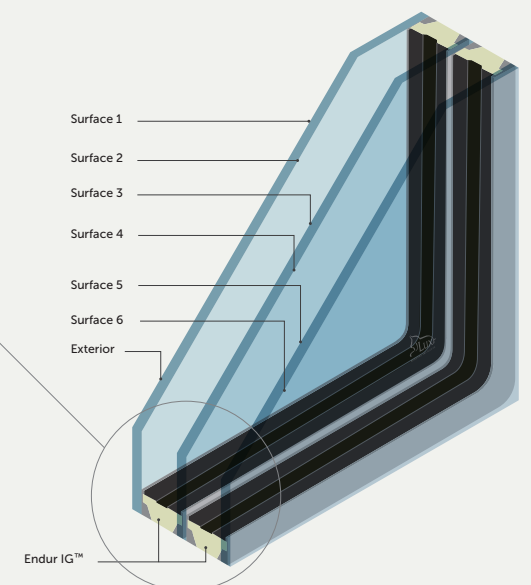
Beaded molecular sieve provides initial frost points below -65°F. Desiccant assures optimum moisture adsorption while minimizing the effects of temperature-related pressure changes.

Triple-Pane Units

An upgrade from dual-pane units, triple-pane windows feature three panes of glass separated by two spacers. They deliver higher performance, including improved R-value and better insulation.



ENDUR IG
TRIPLE-PANE UNITS




Privacy Glass

Our Privacy Glass Collection offers a range of glass styles designed to enhance privacy while still allowing natural light to filter through. Sourced from Cardinal Glass Industries, this collection stands out with its flexibility in sizing, allowing you to customize the glass to fit your specific dimensions.

Additionally, you can choose to include multiple panes for improved insulation and opt for LoE coatings, which boost energy efficiency by reflecting heat while letting light in.

Privacy Glass Collection



Tinted glass options also available.



CLiC Switchable Privacy Glass



Rethink privacy with just the 'CLiC' of a button

Say goodbye to curtains, shades and blinds, and hello to privacy in your home or workplace with innovative CLiC Privacy Glass from Lux Windows.

This remarkable new product provides instant privacy, ultra-reliable construction, and unmatched clarity. CLiC's liquid crystal technology switches from crystal clear to obscure with the touch of a button, so when electricity is on, windows with CLiC glass look exactly like traditional clear glass. When turned off, the liquid crystals scatter, diffusing the light into a soft even glow in less than a second.

It's time for clarity when you want it, and privacy whenever you need it.

Features & Benefits

Combined with our advanced frame construction, LoE coatings and other glazing options, this is the total package for energy performance and privacy. CLiC Privacy Glass features include:

- Adds instant privacy to select windows and doors at the flip of a switch - no curtains, blinds, or shades needed.
- Suitable for use in residential and commercial exterior window applications
- Provides complete coverage from edge-to-edge, with no off-axis haze, fogginess, or distortion
- Durable and long-lasting, with the same energy-saving performance as other Lux glass products
- Controls and limits sound transmission for added acoustic privacy
- No special maintenance needed and can be combined with other glazing features
- Draws only a small amount of electricity to operate in its clear state
- Resists fading by blocking UV light and provides protection against forced entry and storm damage

Clear Mode ↴



Privacy Mode ↴



Neat+® – Naturally Clean Glass

Spend less time washing windows and more time enjoying the view!

A little sun, a little rain, and voila! Clean windows thanks to Neat+® – Naturally Clean Glass.



Neat+ uses a combination of static dissipation to reduce the amount of dust on the window's surface, along with help from the sun to break down greenhouse gases and other pollutants to keep the window naturally cleaner.

The Result?

Homeowners can spend less time washing windows and more time enjoy enjoying the view. Neat+ works seamlessly with LoE coatings, giving you the benefits of efficiency and easier upkeep together.

The cleaning process starts with ultra-smooth glass:

Silicon dioxide makes Neat® – Naturally Clean Glass exceptionally smooth. In fact, it's much smoother than ordinary glass. So water disperses evenly, "sheets off" and evaporates quickly, greatly reducing water spotting.

Titanium dioxide and rain finish the job:

Titanium dioxide reacts chemically with the sun's UV rays, causing organic materials that are on the glass to decompose. It works even on cloudy days, as 80 per cent of UV radiation gets through cloud cover. Then when it rains, the decomposed dirt is rinsed away, leaving the glass almost spotless. Result? Homeowners can spend less time washing windows and more time enjoy enjoying the view.



Preserve™ peels off easily, revealing gleaming new windows beneath.

Preserve Your Investment

What makes this Lux solution great?

Preserve™ protective film peels off easily, revealing gleaming new windows below.

Glass can get scratched or damaged on the job site during construction. It also can get splattered with materials used in the construction process such as paint, stains, stucco, spackling etc. Glass is also exposed to the dirty environment in construction that will leave mud, dust and dirt on the glass.



With Preserve™ - Protective Film, Cleanup is a Snap

Preserve™ - Protective Film is a clear Protective Film that is factory applied in overlapping layers to both the interior and exterior surfaces of the glass. After the job's completed, Preserve film easily peels off, taking all the accumulated dirt and labels with it. There's no need for razor blade cleanup, so you reduce the risk of scratched glass.




Decorative Door Glass & Inserts

Adding glass to your entry door is an easy way to elevate your home's design while bringing natural light into the space. Many of our door slabs can be configured with glass, from full-lite designs to decorative panels and sidelites, creating a brighter, more open entryway.

Doors can incorporate the same LoE and privacy glass options shown previously, or be further customized with decorative or functional inserts. These inserts enhance the door's appearance, provide light control or airflow, and allow you to tailor the entry to your home's style and performance needs. Door glass can be installed using an open and beaded (flush glazed) method or combined with an insert frame and glazed into the slab.

Insert Frame

The frame that surrounds and secures an insert, typically made from materials like PVC, or fiberglass. Insert frames are designed to hold the glass panel in place and are available in a variety of styles to complement the overall design of the door.




Traditional Insert

Traditional inserts use a raised frame that sits on the surface of the door to hold the glass in place.

Open & Beaded (Flush Glazed)

A glazing method where glass is inserted directly into the door slab and secured with a beaded trim, creating a smooth, flush surface. This method eliminates the need for an insert frame, providing a clean, seamless look with no screw holes.



Open & Beaded Insert (Flush Glazing)

Flush glazing system gives each door a polished, uninterrupted visual appeal.



Fiberglass Slab Decorative Insert Options

Insert 22x08




Lexington



Royston

Compatible with



5-Panel Shaker



4-Panel Blank Top / 6-Panel

Insert 22x10SB




Niagara

Compatible with

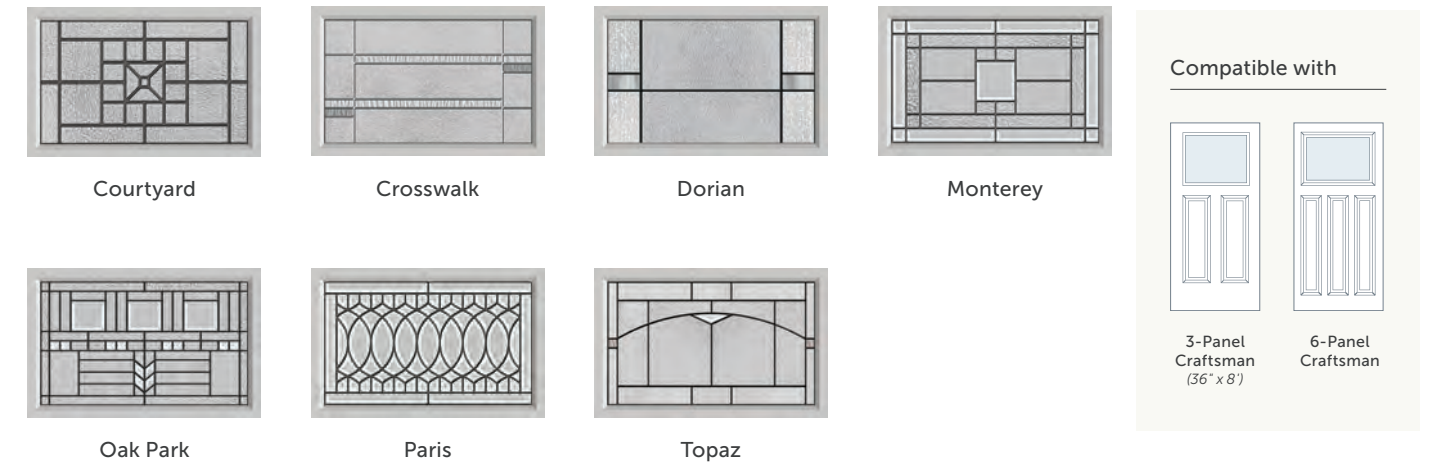


4-Panel Blank Top

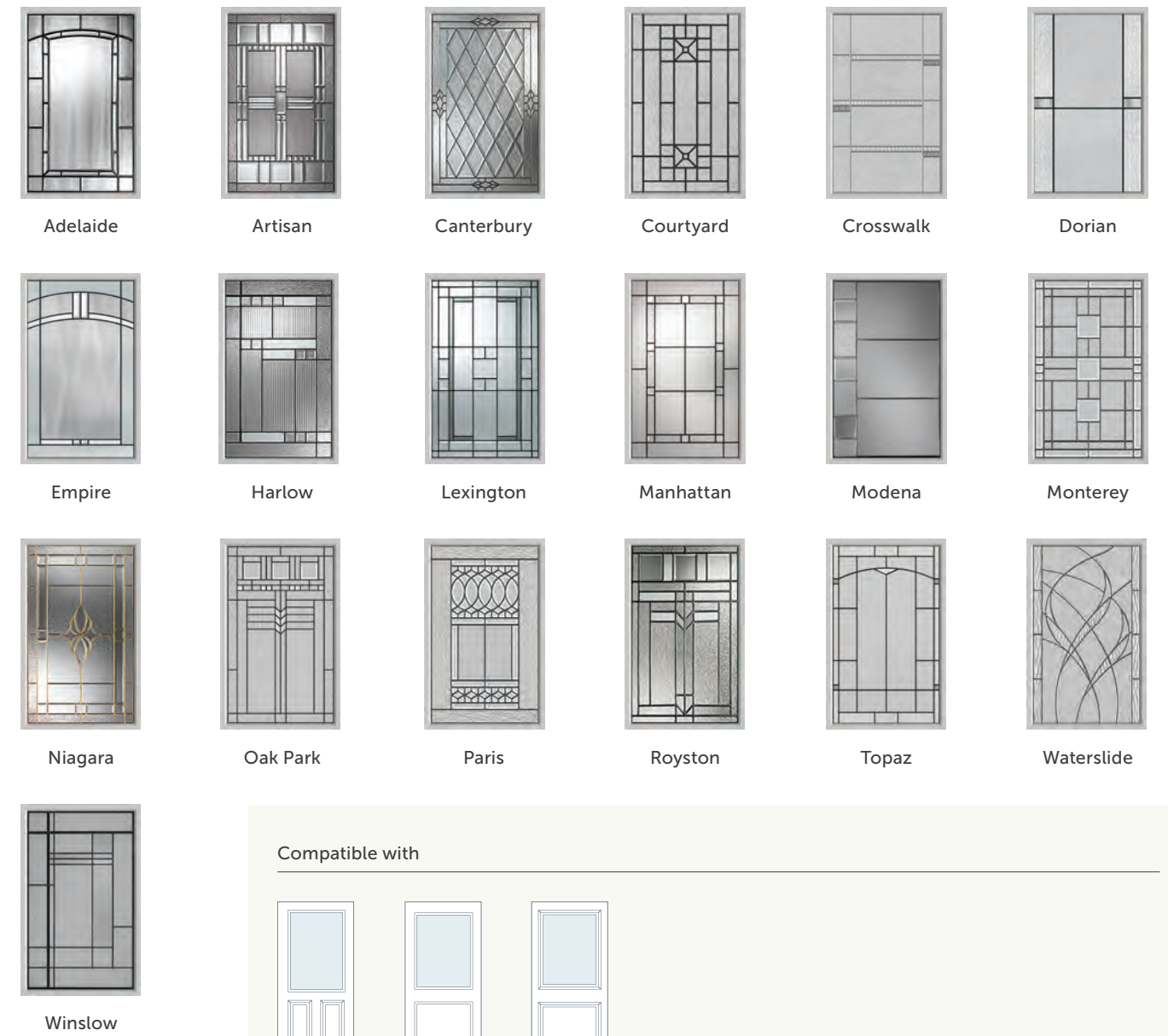
Insert 22x15¼



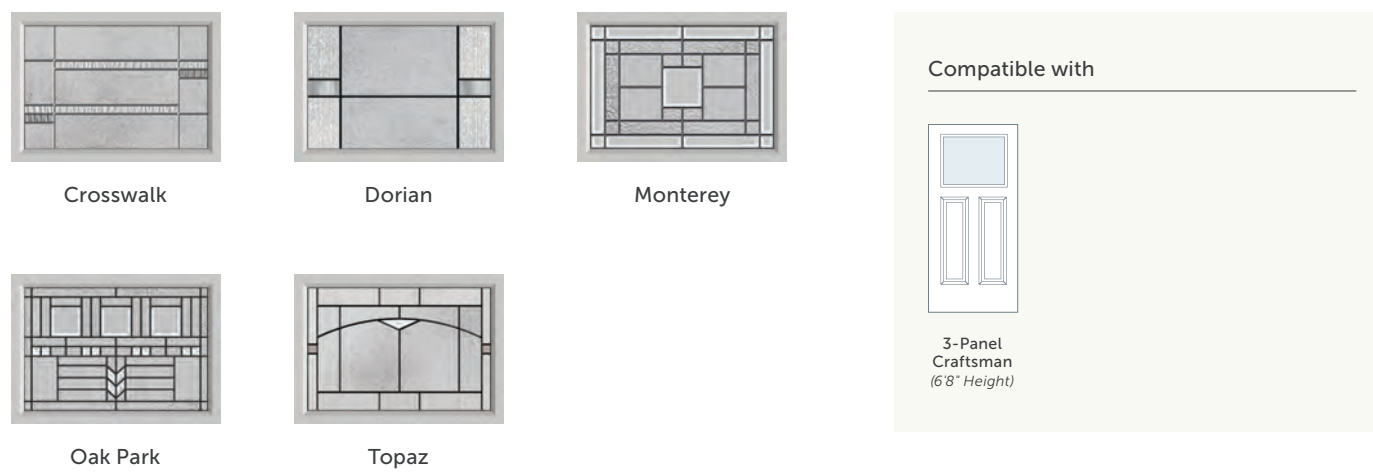
Insert 25x15




Insert 22x36



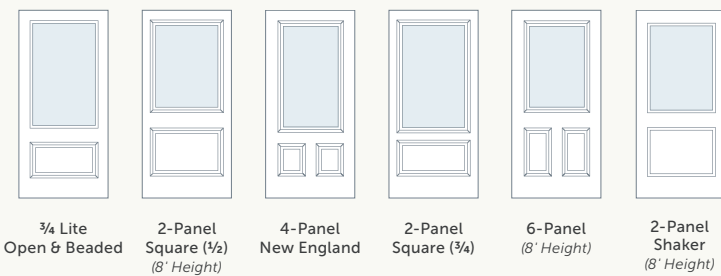
Insert 22x17




Insert 22x48



Compatible with



Insert 8x64




Compatible with



Narrow Lite Open & Beaded (6'8" Height)

Insert 8x80




Compatible with




Narrow Lite Open & Beaded (8' Height)

Insert 22x64



Adelaide




Amadeus



Artisan



Canterbury




Courtyard



Crosswalk



Dorian



Epic



Fragrance



Harlow



Lexington



Manhattan



Modena



Monterey



Oak Park



Paris



Royston



Topaz



Verona



Waterslide

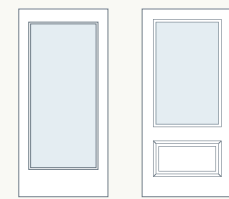


Whistler



Winslow

Compatible with



Full Lite
Open & Beaded
(32", 34", 36" x 6'8")

2-Panel
Square (¾)
(8" height)

Insert 20x64



Artisan




Topaz



Waterslide

Compatible with



Full Lite
Open & Beaded
(30" x 6'8")

Insert 22x80



Artisan



Courtyard



Crosswalk



Dorian



Oak Park



Paris



Waterslide

Compatible with



Full Lite
Open & Beaded
(32", 34", 36" x 8')

Additional Insert Options

Venting Inserts

Venting inserts provide added airflow and ventilation without fully opening the door.

Available in sizes

20x64	22x48
22x36	22x64



Internal Blinds

Internal blinds are sealed between the glass panes for light control and privacy, with no dusting or cords necessary.

Available in sizes

20x64	22x36	22x64*
20x80	22x48	22x80

*Triple pane option is available.



Please note the triple-pane option has a different profile that reduces the viewing area.







Finishing Touches

Your home, your style. Enhance your new windows with your choice of custom finishings and design features, fashionable hardware and modern glass options.

Finishing Touches

With a wide range of finishing touches, you can personalize your new windows and doors to match your home's unique character. Choose from stylish SDLs and decorative internal bars, a variety of privacy glass options, and premium hardware in multiple finishes. Every element is crafted to offer flexibility, style, and lasting beauty—so your window and doors reflect not just your home, but your vision.

Simulated Divided Lites (SDLs) & Decorative Internal Bars Designs

SDLs are popular options for enhancing and personalizing the glass in windows and doors, allowing you to match and elevate your home's architectural style. When applied to the glass surface, SDLs create the traditional look of true divided lites, delivering classic charm with the benefits of modern performance. Custom Lux SDLs offer tailored solutions for a truly unique and premium finish.

For those seeking a sleeker, low-maintenance aesthetic, Decorative Internal Bars are incorporated between the panes of a sealed glass unit. This design option adds subtle elegance and visual structure without external elements, making it easy to maintain while complementing a variety of door and window styles.

Whether you prefer the timeless appearance of SDLs or the clean simplicity of internal decorative bars, these design enhancements bring added character, dimension, and beauty to any space—ensuring your windows and doors make a stunning and functional impression.



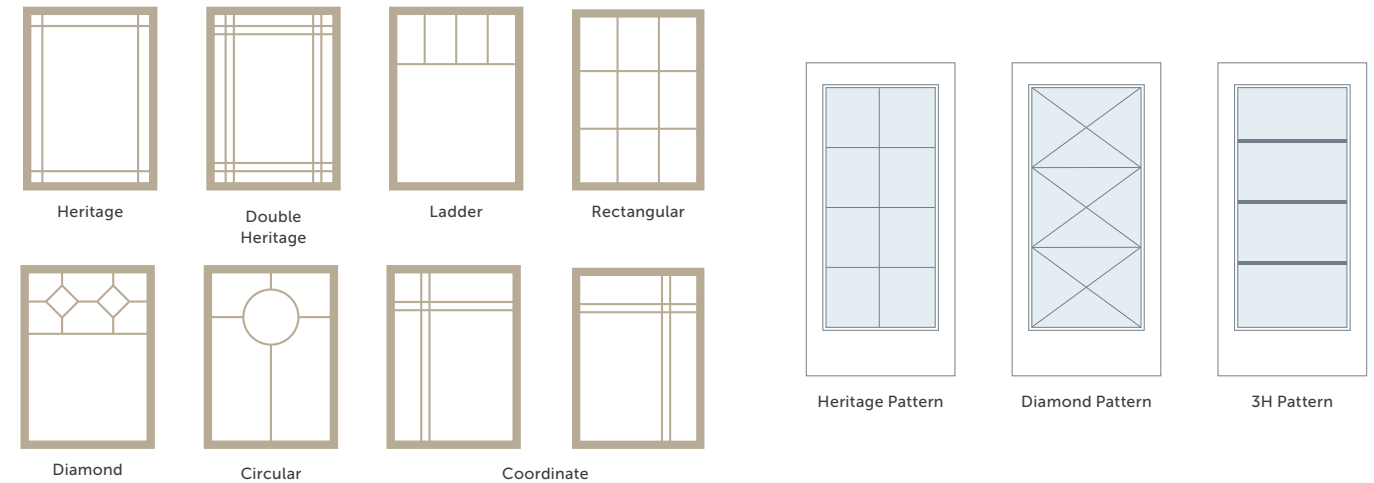
SDL Size Options

Available in your choice of custom or standard colour Available in 3/4", 1 3/8" and 2 1/2" sizes.



Sample Window and Door Configurations

SDLs and Decorative Internal Bars come in a wide range of standard configurations. There is no fixed number of available SDL patterns, as the designs are fully customizable and can be tailored to match virtually any window/door shape or size. Here are a few configuration options for inspiration:



Decorative Internal Bars Colour Options



Decorative Internal Bar Colour Availability Chart

	Flat Profile				Colonial Profile	
	5/8"	3/8**	5/16"	1"	5.5mm x 18mm	8mm x 25mm
White	•	•	•	•	•	•
Tan	•		•	•	•	•
Brushed Gold			•			
Polished Gold		•				
Bronze	•					
Chestnut	•				•	•
Kahlua	•					•
Sterling	•					
Grey	•	•	•			
Black	•	•	•	•	•	•
Bronze/White	•					
Bronze H/White	•					•
Kahlua/White				•		
Black/White	•				•	•

Window Hardware

For over 50 years, Truth Hardware has been recognized as the industry leader in the designing and manufacturing of quality operating hardware. Their products meet or exceed the performance standards expected for today's larger, more versatile casement and awning windows. Known for a wide range of attractive finishes, Truth Hardware provides some of the easiest-to-operate and highest-performing window hardware available.

Lux windows include Truth Hardware operators with standard collapsible handles, designed to avoid interference with blinds.



Door Hardware

You can choose from two secure locking options for your door: a deadbolt or a multi-point lock. Each provides unique features to meet your specific security needs.

<p>Deadbolt Locks A deadbolt is a strong, simple lock that secures a door with a solid metal bolt.</p> <hr/> <p>Versatility Available in various styles, aesthetics, and functional capacities.</p> <p>Simplicity Easy to operate and install, providing reliable security with minimal complexity.</p> <p>Compatibility Works with pull bars when wanting a sleek, modern touch, as well as electronic locks (keyless entry).</p>	<div style="background-color: #0070C0; color: white; border-radius: 50%; width: 30px; height: 30px; display: flex; align-items: center; justify-content: center; margin: 0 auto;">VS</div>	<p>Multi-Point Locks A multi-point lock secures a door at multiple points with a dual action motion.</p> <hr/> <p>Enhanced Security Distributes the locking force across the entire door, providing an extra level of security. Available in a 3-point for a single door and 5-point for a double door.</p> <p>Performance Provides a consistent and tight seal against weatherstripping when the door is closed and lock engaged.</p> <p>Durability Helps maintain door alignment and is beneficial for taller door slabs.</p>
--	--	---



Multipoint Hardware

Multi-point locks are highly recommended for their superior strength and security features. They are an excellent choice for any Lux door, especially our Genesis Wood-Clad panels. Lux supplies multi-point hardware as well as a selection of pull bars. Any other handle or locking hardware must be sourced separately, and the door slab will be prepped for the installation of the chosen hardware.

Hardware Style Options

Choose the hardware style that best suits your personal taste:



Door Hardware Selections

Lux's door hardware selections will add character and enduring value to every door in your home. Made of solid brass, each handle can be personalized with your choice of finishings to complement your personal style.



*Colours may not be exactly as shown and are subject to change without notice. Please see a Lux representative for details.
** Extended lead times may apply.



Hinges

Discover the perfect hinges for your door with Lux's options. Adjustable hinges ensure a flawless fit, ball bearing hinges provide smooth, quiet operation, and closure hinges offer the security of self-closing doors when required.



Adjustable Hinges

Allow for precise alignment of the door, ensuring it hangs correctly and operates smoothly. These hinges are adjustable in four directions (up and down, left to right), providing the necessary tolerance for a perfect fit where needed.

- These are available in various finishes including nickel, brass*, black, brushed chrome, antique brass*, bronze, chrome.



Ball Bearing Hinges:

Incorporate ball bearings to reduce friction, providing smooth and quiet operation.

- These are available in various finishes including nickel, brass*, black, brushed chrome, antique brass*, bronze.
- Outswing ball bearing hinges are only available in a brushed chrome finish.



Closure Hinges

Also known as self-closing hinges, these automatically close the door once it is pushed to a certain point. They are typically required in garage-to-house applications to meet codes for carbon monoxide safety.

- These are available in various finishes including nickel, brass*, black, brushed chrome, antique brass*, bronze

** Extended lead times may apply.*

Adjustable Strike Plate

Plate installed on the locking side of a door frame that accepts the latch or bolt, reinforcing the area where they engage.

At Lux, our adjustable strike plate option ensures lasting door performance by allowing minor adjustments for a secure, precise latch engagement. Designed for flexibility, they adapt over time, keeping doors aligned and functioning effortlessly.

Adjustable strike plates are only available in brushed chrome.



Paint & Stain

For the protection of your fiberglass door, it is crucial to properly seal the slab using paint or stain. This essential step ensures your door is shielded from UV rays, moisture, and everyday wear and tear, maintaining its durability and beauty for years to come. Our comprehensive warranty is dependent on the proper sealing of your fiberglass door slab.

To make this process seamless for you, we offer professional painting and staining services. This service consists of three key steps: applying a primer for a smooth base, adding your chosen color, and finishing with a protective sealant on all 6 sides for enhanced durability. This process provides maximum protection, enhancing the aesthetic appeal of your door and ensuring a seamless installation process.


Alternatively, you can select an unfinished fiberglass door slab and arrange your own painting or staining services.






Genesis Wood-Clad & LynX Hybrid Exterior Colours

Customize the exterior of your Genesis Wood-Clad or LynX Hybrid windows with a colour perfectly suited to your home's unique palette. Choose from the six Lux signature colour options below and instantly add curb appeal to any new home construction or renovation.



Colours may not be exactly as shown and are subject to change without notice. Please contact a Lux consultant for details.

LynX Hybrid Interior Colour Options



Brickmoulds

Exterior Fixtures



Aluminum Brickmould

Available in $\frac{5}{8}$ ", 2" and 3 $\frac{1}{2}$ ". This option comes standard with an integral nailing fin and is versatile for both renovation and new construction applications. Shown here in the 2" option, this brickmould is a great way to increase curb appeal. A renovation brickmould with a removable cap is also available, concealing mounting screws and making it ideal for window replacements.



Build Up & Clad

Build up and Clad is an option when replacing windows to provide a prefinished exterior in a wide variety of colours and widths. This technique is low maintenance and extends past the frame of the new window.




uPVC Renovation Brickmould Shown Here With 1" Sub-Sill

uPVC Renovation Brickmould is factory applied and specifically designed for replacing windows. The removable cap around the perimeter conceals the mounting screws making the replacement seem virtually invisible. The cap is contoured for added aesthetic appeal and gives a clean and fresh finish to your renovation. Available in 1 $\frac{1}{2}$ ", 1 $\frac{3}{4}$ " and 2" sizes.


1" Sub-Sill features the same heritage detail found in a wood moulding but with the longevity and durability of uPVC, making it low maintenance. Combined with our Renovation Brickmould, it further compliments our Evolv uPVC Window Series and makes replacing older wood windows with a sub-sill seamless.

uPVC Brickmoulds



*1" Sub-Sill option available

Aluminum Brickmoulds



*Renovation Brickmould available


Wood Brickmoulds

Designed for use with wood exterior window and door frames.



*5 1/4" Flat and custom sizes also available

Renovation Brickmould Installation Steps



Removing the brickmould cap

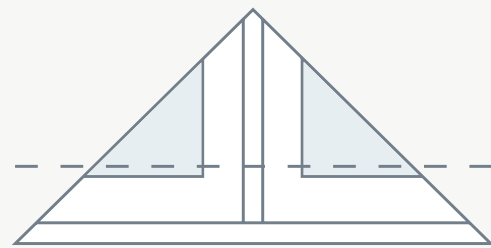
Fastening of frame

Re-securing the cap

Finished product

Fixed Sash Casement vs Picture Casement Explained

Understanding the difference between Fixed Sash/Casement combination windows and Picture/Casement combinations helps you choose the right style for both function and appearance



FIXED SASH / CASEMENT

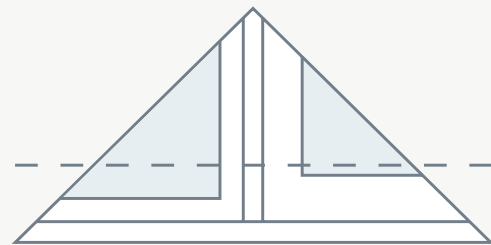
Fixed Sash Casement

A Fixed Sash window uses the same sash profile as an operable casement but is non-operable. It is designed to match the look and proportions of other casement windows in a home, providing visual consistency without ventilation.

Key features:

- Includes a sash frame, just like a regular casement
- Does not open
- Matches the style and sightlines of operable casements
- Ideal when you need symmetry or uniform appearance
- Great for maintaining design continuity across a window grouping

VS



PICTURE / CASEMENT

Picture Casement

A Picture/Casement pairs a fixed picture window with a casement sash. The fixed section has no sash and the glass is set directly into the frame, providing maximum light and an unobstructed view, while the casement section allows ventilation.

Key features

- No sash, just glass glazed directly into the frame
- Does not open
- Provides maximum light and viewing area
- Clean, modern aesthetic
- Perfect for large openings or view-focused spaces

Fixed Sash/ Casement



Picture / Casement





Window Combinations & Mullions

Windows come in many shapes and sizes and combining multiple units creates endless design possibilities.

Combinations not only enhance the aesthetic appeal of a space but also maximize natural light and improve functionality. However, combining windows involves important structural and design considerations, particularly when it comes to mullions – the vertical or horizontal elements that join individual windows.

Building window combinations to fit architectural needs is a manufacturing strength that Lux holds paramount. This aspect of window manufacturing allows for greater customization and elegant, integral design.



Engineered & Crafted by Lux,
Specifically for Canada's Climate

Box-on-Box Construction

Lux exclusively uses Box-on-Box Construction, highlighting our commitment to providing high-quality, customizable solutions.

Box-on-Box Construction involves stacking or placing individual window units side-by-side. Each window has its own complete frame, and the windows are joined at the mullions, providing greater flexibility and strength.

Features & Benefits


- Distinct, independent window frames within combination
- Useful for installations requiring added structural integrity
- Effectively distributes weight of the window
- Fewer design limitations
- Enables unique and intricate creation of window designs

Mullion Types

Mullions play a crucial role in window combinations, offering structural support and shaping the visual appeal of the window assembly. At Lux, we use three primary types of mullions, each suited to different structural needs and aesthetic preferences.


Type 1 - Standard (Box-On-Box)

Each window unit retains its own independent frame, and the mullion simply connects the units together, creating an appealing, uninterrupted view.



Type 2 - Packed*

Packed mullions provide additional support by adding material between the windows. This type offers more structural integrity compared to Type I, making it ideal for larger or heavier window units where additional reinforcement is needed.



Type 3 - Reinforced Packed*

The most robust mullion type, provides maximum structural support. They are typically used in large-scale window installations or in situations where windows face high winds or external forces. They are essential for maintaining the integrity of the window assembly in demanding environments.



* Genesis Wood-Clad and LynX Hybrid, Type II and Type III mullions at Lux have the same thickness, ensuring a consistent sightline. The difference in structural integrity between Type II and Type III is achieved using varying material strengths.



Renovations & Projects

Rediscover the view. Lux is proud to offer the expert guidance and peace-of-mind warranties needed to make your project a "happily ever after."



Renovate with Lux

At Lux Windows, we know that planning a renovation can seem challenging. We're here to help, and will work closely with you to find the right windows and doors for your needs, taste and budget—ensuring your renovation experience is both easy and enjoyable.

The end result? A renovation that not only looks great, but is completed with structural integrity and durability for years to come.

Renovation Process

We specialize in window and door renovations, allowing you to rest assured that we will take you through the process quickly and efficiently.

From the initial phone call through to the actual installation, our goal is to provide an exceptional product, competitive prices, and unparalleled service. Let's get started!

Step-By-Step Process

1. Initial customer inquiry
2. In-home consultation
3. Assessment of all windows and doors being replaced
4. Friendly advice on products available to suit any home and budget
5. Estimate is provided
6. Visit our showroom

The Order

1. Order finalized and approved
2. Lux will take measurements of each door and window being replaced
3. Products are manufactured locally according to specifications

The Installation

1. Convenient installation date and time is scheduled with homeowner
2. Care and attention is given to performing all work quickly and efficiently
3. Homeowner is consulted if any hidden damage is found
4. Old windows and doors are removed from site
5. Work areas are swept and debris removed
6. Post installation inspection

Visit the Lux Showroom

Inspiration Starts here.

Upgrading to new windows and doors is one of the most important decisions you'll make for your home. They impact curb appeal, natural light, energy efficiency, security, comfort — and the overall feel of every room.

Visiting your local Lux showroom brings the possibilities for your project to life. Step inside and experience inspiration, innovation and expert guidance all in one place.

Expert Insight

Explore a wide range of Lux products, materials and styles with the support of our local window and door specialists. We understand the unique needs of homes in our climate, and are here to provide tailored recommendations that align with your style, goals and renovation budget.

Hands-On Experience

Interact with full-size displays and operate fully functional windows and doors. See Lux craftsmanship in-person, test our hardware and experience the performance that sets our products apart.

Design Inspiration

Our bright and inviting showroom sparks ideas at every turn. Together, we'll walk through colour options, glass styles, finishes, layouts and configurations — helping you clearly picture the way your selections will come together in your home.

The Lux showroom is more than a stop along the way — it's where your ideas take shape. No appointment is necessary — simply drop by and experience the Lux difference for yourself.

We're here with the answers to all of your questions, and can't wait to help you get started.



Why Renovate with Lux Windows and Doors?



CRAFTED FOR ALBERTA'S CLIMATE

Our products are designed with care and built to the highest energy efficiency standards, right from our state-of-the-art facility here in Alberta. Energy savings you will feel right away.



PRODUCT DIVERSITY

Lux Windows offers the most complete line of windows and doors, customized to suit your home, style and budget. From classic to modern, you are sure to find the right products for you.



FINANCING

We are pleased to offer alternative payment methods to assist with your home renovation. This allows you to outfit your home to be more energy efficient, saving you money down the road.



BUILT BY NEIGHBOURS, FOR NEIGHBOURS

Lux is a family-owned and operated business, and we are proud to fuel the local economy by manufacturing right here in Alberta. Our owners and employees live in the same communities as our customers and give back to those communities through various donations and sponsorships programs.



ENVIRONMENTAL RESPONSIBILITY & LEADERSHIP

Because we live and work in Alberta, we place a high value on keeping Alberta's air and water clean. We are committed to minimizing our environmental impact through active recycling programs, and continuous upgrades to our showroom and manufacturing facility to decrease unnecessary power consumption.



SAFETY OF OUR EMPLOYEES

Lux is Workers' Compensation Board certified and dedicated to the health and safety of our employees. We provide proactive workplace safety as an accredited Certificate of Recognition partner—a program that recognizes companies with an effective health and safety management system.



PEACE OF MIND WARRANTY

Lux offers an industry-leading 25 year warranty and a 10 year warranty on installation-related labour and warranty materials.



EXPERT INSTALLATIONS

Even the highest quality windows and doors will underperform if they are installed incorrectly; this can lead to exposure to the elements, thermal heat loss, or issues with structural integrity. That's why Lux installers are masters at their craft. In fact, our highly skilled and experienced installers are well-versed in home construction principles and techniques well beyond the installation of windows and doors. They will ensure that all rough openings are free of damage, and make the necessary adjustments to the frame before installing the product. Installations completed with the detailed work of a trained professional who cares to do it right the first time—that's the Lux way. In our minds, it's the only way.



ENHANCED SECURITY & STRENGTH

Multipoint locking systems provide stronger protection for your home and family. Our LynX Hybrid uPVC-Clad and Evolv uPVC products are steel reinforced for added stability and security. This ensures your windows and doors do not bow, warp, or break down over time and are more durable, secure, and resistant to hail or other forms of damage.



QUALITY MATERIALS

We use 100% Canadian virgin uPVC with multi-chamber, heavy-walled extrusions. Designed with thermal breaks, our products not only conserve heat but also provide optimal stability. We prioritize high-quality materials in our products and do not use commonly used recycled PVC byproducts that are brittle and will yellow over time.



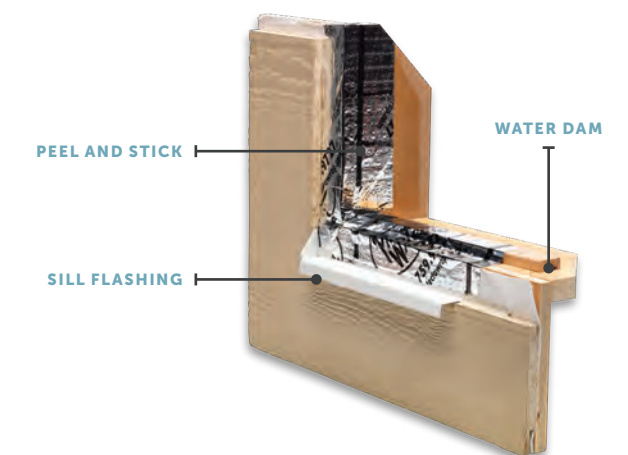
ACCESSIBILITY OPTIONS

We offer a wide range of inclusive design options to support ease of use. Our multipoint locking systems are positioned in reach for effortless operation, while lever style handles support users with limited dexterity. Lux doors can be custom built wider to accommodate wheelchairs and other mobility devices.



ADVANCED WATERPROOFING

Lux's RenoSHIELD process offers maximum protection from moisture encroachment. Because water can accumulate in window openings causing structural damage, Lux exceeds industry standard by applying an advanced waterproofing membrane that provides seamless protection at the sill corners and assists positive water drainage to the exterior.



Before & After

See the transformation for yourself. These pages highlight side-by-side photos of our window and door renovation projects, showcasing improvements in style, functionality, and curb appeal. From outdated and worn to modern and energy-efficient, these before and after images demonstrate the quality craftsmanship and attention to detail we bring to every home.

Before



During



After



Before





After



Before



After






Before




After



Before



After



Love Your Lux Windows

Customer Stories

Our greatest compliment is the trust our customers place in us to exceed expectations. Craftsmanship and service are the hallmarks of our reputation and they are what motivate us to be the best—not just by our standards, but also by our customers’.

Throughout the entire process, communication was excellent, and the team demonstrated a strong commitment to customer satisfaction. The combination of a premium-quality product and expert installation made this one of the best home improvement experiences we have had.

—D. CARMICHAEL.

Very happy with the new door from Lux, installation was quick and efficient, workers were courteous and conscious about cleaning up which was much appreciated.

—J. DIEHL

Great windows with professional installation service. We were considering other windows company, but we are glad we went with LUX Windows, thank you!!

—D. NOWICKI

We just had Lux supply and install 3 new doors for our house and are very pleased with the doors and cannot say enough about how great we think your installation crew is!

—T. KENNEDY

I chose Lux for their reputation, and they proved me right at every step. My location and older building made for a ‘challenging’ install (renovation), but the installation crew made it look easy. They were on time (a tad early), professional, good-natured, and worked seamlessly as a team. I was working from home while the four gentlemen worked a few feet away, all of us in my tiny living room. It was a (safe) construction zone (as I stayed out of their way) but also honestly the best work environment! The result: gorgeous, energy-efficient windows and trim, and an extremely happy customer. The installation team was truly amazing and a pleasure to have in my home. And, yes, they respect the property, neighbours and do the most thorough cleanup I have ever seen. Simply amazing! Wish I had a reason to invite them back but they replaced all my windows in one day. Just an amazing experience!

—B. HAWTHORNE

We are so pleased with the level of service we received. So professional, friendly and helpful.

—C. ROWE

Great experience with Lux! The installer was awesome, very efficient and left the job clean. We love our door! Totally recommend Lux.

—M. CARDUCCI

We’re extremely happy with our new windows from Lux Windows in Calgary. The package we chose with triple-pane windows is excellent—beautiful style and finish throughout. The installers were absolutely brilliant: professional, efficient, and clearly very experienced.

The biggest improvement has been the acoustics—there’s significantly less outside noise coming into the house, which has made a huge difference. We’ve also had some very cold temperatures recently, and the windows performed amazingly well. Overall, a fantastic upgrade and a great experience from start to finish. Highly recommended.

—ANG

Awesome job guys! Love my new windows. I love them so much, I don’t want to put covers over them.

—K. CROUCH

Great experience with Lux. I have used them a few times in the past which is why I continue to use them because I have never been disappointed with their product or service.

—S. WAL

Our new door looks fantastic, and the installation team was excellent to work with from start to finish. Everyone involved was professional, friendly, and took real pride in their work. Thank you to the entire Lux Windows team — we truly appreciate the quality, craftsmanship, and great service.

—R. BERRY

We have used Lux for multiple window replacements over several years. The quality of the windows, the quality of the installation as remained consistent throughout. They are the best.

The quotes were always competitive, they never tried to upsell me on any project and it was just so nice to start the process and know I can relax.

I will always recommend Lux and will use them again if I need more work done. From the receptionist who answers the phone to the installers it is a smooth, friendly and professional process.

—C. MKARZI







A Lasting Impression Windows & Doors

Trust your home to the most complete line of windows and doors available anywhere in Western Canada, and to the unparalleled Lux service commitment.





**The most complete
line of windows
and doors available
anywhere in
Western Canada.**

Lux Windows and Doors

Visit our Calgary or Edmonton Showrooms, or call today to schedule a complimentary consultation.

Calgary Showroom

6875 - 9TH Street NE
Calgary, Alberta
403.276.7770

lux@luxwindows.com

Edmonton Showroom

16606 121A Ave NW
Edmonton, Alberta
780.483.7776

luxwindows.com



Note: All colours, materials, finishes, renderings, drawings, and photographs provided are for illustrative and reference purposes only, and may not precisely represent actual product or finish colours. Actual products may vary due to manufacturing processes, material availability, and other factors. Specifications, designs, features, and product details are subject to change without prior notice. The information provided is believed to be accurate; however, it is supplied "as is" without warranty. Errors and omissions are excepted (E.&O.E.). All details are subject to change without notice, and Lux Windows and Doors assumes no liability for inaccuracies, missing information, or any consequences arising from the use of this material. Contact your local Lux Windows and Doors representative to view actual product and finish colour samples.